



SI M51 12 16
Body

September 2016
Technical Service

SERVICE ACTION: RUBBER STRIP ON REAR SIDE WINDOW TRIM IS CRACKED

Please perform the procedure outlined in this Service Information on all affected vehicles before customer delivery. In the event the customer has already taken delivery of the vehicle, please perform the procedure the next time the vehicle is in the shop.

MODEL

F54 (Cooper S Clubman)

AFFECTED VEHICLES

This Service Action involves F54 (Cooper Clubman S) produced through 8/16/16.

Vehicles which require this Service Action to be completed will show it as "Open" when checked either in AIR, the "Service Menu" of DCSnet (Dealer Communication System) or with the Key Reader.

SITUATION

The rubber strip on the rear side window trim may crack. In some cases a gap may be evident on the rubber trim strip.

Results are cosmetic- no water leakage or sound intrusion.


CAUSE

Combination of unfavorable materials.

CORRECTION

Inspect and replace, if any crack is evident. Make sure part is index 08, or higher.


PROCEDURE



1. Check the rubber strip on the trim below the fixed rear window. **Is the rubber strip cracked?** YES- replace the trim strip following **REP 51 36 040** "Removing and installing/replacing strip on rear left or right side window". NO- Go to next step 2.



Note: the rubber strip is part of the trim.


	<p>2. Repeat step 1 on other side. If no crack is found, the parts do not need to be replaced.</p>
---	--

PARTS INFORMATION

Part Number	Description	Quantity
51 35 7 344 175	Trim strip, rear left side panel (index 08)	1
51 35 7 344 176	Trim strip, rear right side panel (index 08)	1



Note: Only parts with the following identification may be installed:

Marking on box, or	Marking on part (red mark), or
	

WARRANTY INFORMATION

Reimbursement for this Service Action repair campaign will be via normal claim entry utilizing the following information:

Defect Code:	0051080400	
Labor Operation:	Labor Allowance:	Description:
00 64 721	3 FRU	Check the trim strips on both rear side window glass panels and replace if

	necessary
--	-----------

[Copyright ©2016 BMW of North America, Inc.]