

- ATTENTION:**
- GENERAL MANAGER
 - PARTS MANAGER
 - CLAIMS PERSONNEL
 - SERVICE MANAGER

IMPORTANT - All Service Personnel Should Read and Initial in the boxes provided, right.

© 2016 Subaru of America, Inc. All rights reserved.



QUALITY DRIVEN® SERVICE

SERVICE BULLETIN

APPLICABILITY: 2014-16MY Forester 2.5L Models

NUMBER: 07-112-16R

SUBJECT: New Alternator Assembly to Address DTC P0300

DATE: 08/12/16

REVISED: 11/08/16

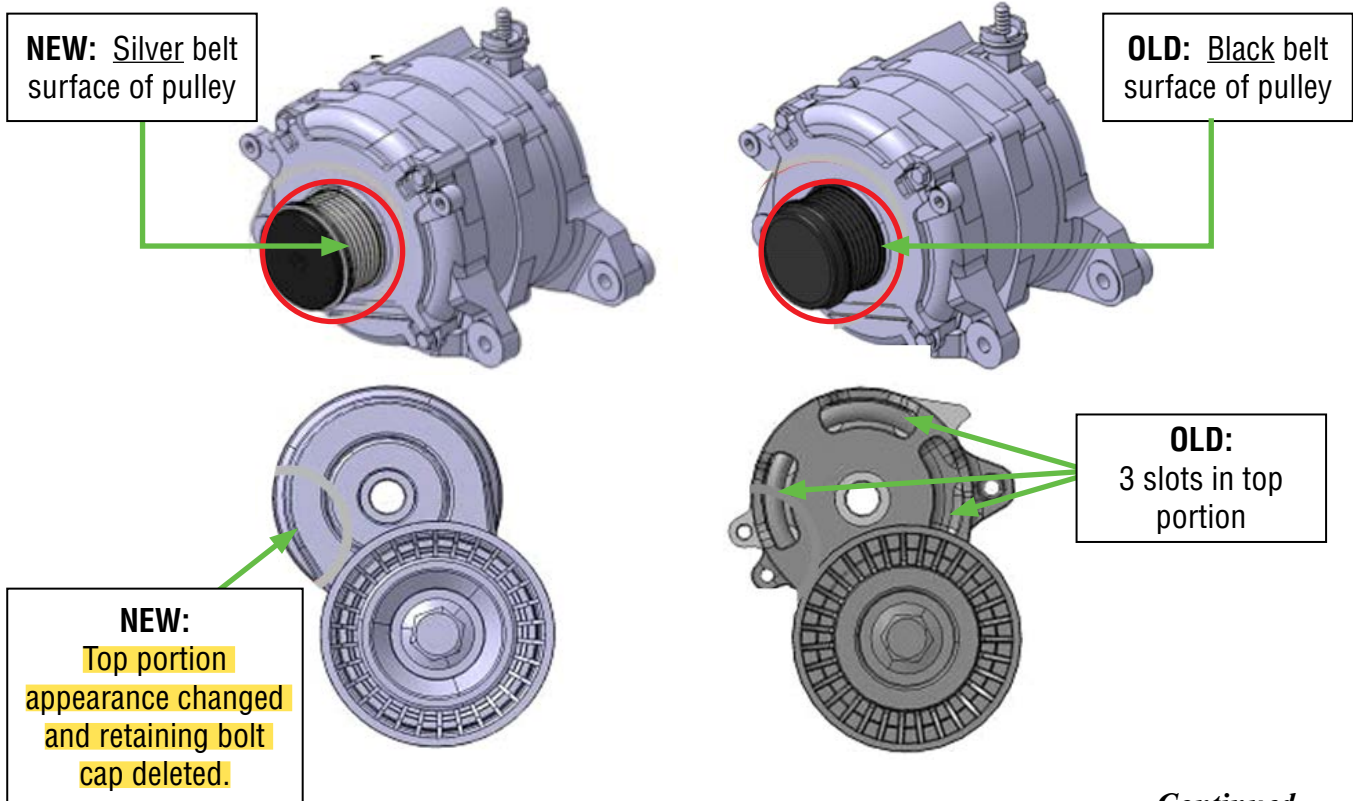
INTRODUCTION:

This bulletin provides a procedure for diagnosis and repair of DTC P0300 which may result from fluctuation of the alternator's current output outside of the specified limits.

PART INFORMATION:

Description	Part Number
ALTERNATOR ASSEMBLY	23700AB030
TENSR AY-VBELT	23769AA05A

IDENTIFICATION:



Continued...

CAUTION: VEHICLE SERVICING PERFORMED BY UNTRAINED PERSONS COULD RESULT IN SERIOUS INJURY TO THOSE PERSONS OR TO OTHERS.

Subaru Service Bulletins are intended for use by professional technicians ONLY. They are written to inform those technicians of conditions that may occur in some vehicles, or to provide information that could assist in the proper servicing of the vehicle. Properly trained technicians have the equipment, tools, safety instructions, and know-how to do the job correctly and safely. If a condition is described, DO NOT assume that this Service Bulletin applies to your vehicle, or that your vehicle will have that condition.

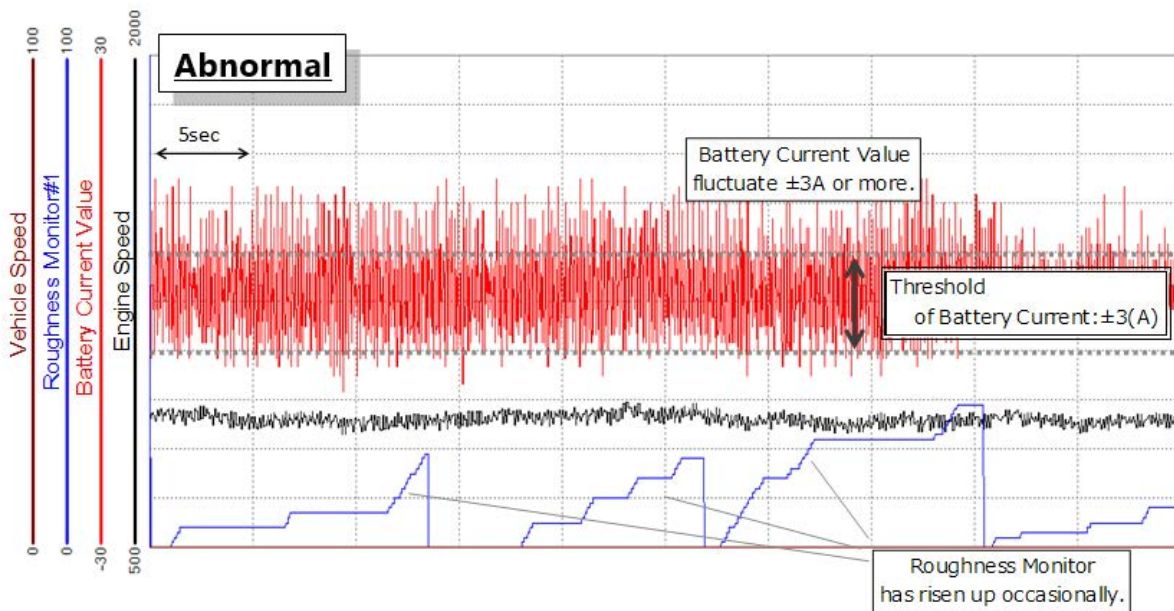
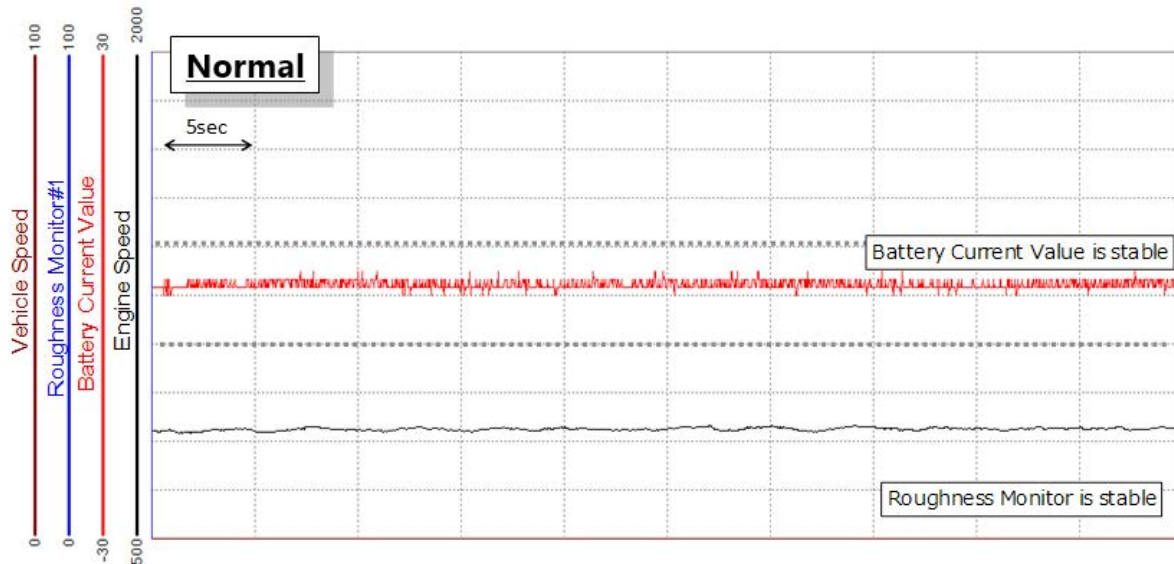
SUBARU OF AMERICA, INC. IS ISO 14001 COMPLIANT

ISO 14001 is the international standard for excellence in Environmental Management Systems. Please recycle or dispose of automotive products in a manner that is friendly to our environment and in accordance with all local, state and federal laws and regulations.

SERVICE PROCEDURE / INFORMATION:

- Connect the SSM4 and inspect for stored DTC(s).
- If any DTC(s) other than P0300 are stored, follow the corresponding diagnostic procedure(s) in the applicable Service Manual before proceeding further with these repairs.
- Select the data for Roughness Monitor and Battery Current values.
- Check for any increase in the Roughness Monitor value along with the Battery Current value. If a fluctuation of more than ± 3 A is confirmed, both the alternator assembly and belt tensioner assembly must be replaced **as a set** with the new parts listed in the table above.

The reference illustrations below show examples of “Normal” and “Abnormal” SSM4 data.



Continued...

The abnormalities shown above for the Roughness Monitor and Battery Current Value are a result of resonance originating in the alternator pulley assembly. Although a DTC P0300 can also be set, there is not an actual misfire of the engine.

- When determined necessary to replace the alternator and tensioner, follow the service procedures in the applicable Service Manual.

NOTES:

- The retaining bolt cover / plug has been deleted from the new tensioner, discard the original.
- Accessory drive belt replacement is NOT required as part of this repair.

WARRANTY / CLAIM INFORMATION:

For vehicles within the Basic New Car Limited Warranty period or covered by an active Subaru Added Security Classic or Gold plan, this repair may be submitted using the following claim information:

Labor Description	Labor Operation #	Labor Time	Fail Code
FORESTER ALTERNATOR REPLACEMENT for DTC P0300	A812-234	0.7	FCP-42

IMPORTANT REMINDERS:

- SOA strongly discourages the printing and/or local storage of service information as previously released information and electronic publications may be updated at any time.
- Always check for any open recalls or campaigns anytime a vehicle is in for servicing.
- Always refer to STIS for the latest service information before performing any repairs.