Service Information

Audi
Truth in Engineering

Special Tools & Equipment **Number: ATE-16-05**

Subject: John Bean VAG1943B, VAS6331, VAS6421 Aligners Vehicle Data Update (VAG-02.2016) **Date: Mar. 10, 2016**

Supersedes ATE-15-26 dated November 20, 2015 due to Vehicle Data software updates.

This communication provides important information on how to obtain and install the latest software for the **John Bean VAG1943B, VAS6331, VAS6421 alignment machine models**.

Latest Software Versions Released:

- Pro32_DB_VAG_022016.exe (vehicle data update February, 2016)

Installation Requirements:

- All John Bean VAG1943B, VAS6331, VAS6421 Aligners must be previously updated to **Pro32** Program software version 3.4 or higher before performing this update
- Attain a copy of Vehicle Specification updates installation instructions (see attachments)
- Dealers must download Pro32_DB_VAG_022016.exe file from ServiceNet>> *Wheel Alignment Software >> John Bean*

Installation:

To update the John Bean VAG1943B, VAS6331, VAS6421 Aligners, please read and follow the Vehicle Specification updates installation instructions attached.

Questions regarding installation of software updates to VAG1943B, VAS6331 or VAS6421 (after they have been downloaded), can call EquiServ technical support desk (service group for John Bean) at 800-225-5786. EquiServ will also be able to help with Aligner software and specifications installed from CD.

© 2016 Audi of America, Inc.
All rights reserved. Information contained in this document is based on the latest information available at the time of printing and is subject to the copyright and other intellectual property rights of Audi of America, Inc., its affiliated companies and its licensors. All rights are reserved to make changes at any time without notice. No part of this document may be reproduced, stored in a retrieval system, or transmitted in any form or by any means, electronic, mechanical, photocopying, recording, or otherwise, nor may these materials be modified or reposted to other sites, without the prior expressed written permission of the publisher.

Snap-on Equipment

Specs Update News

Vehicle Data Base für Software Pro32 (for wheel aligner models VAS6331, VAS 6421 and VAG 1943):

Pro32 DB VAG-022016*, February 2016

Supplements/Changes compared to Version VAG - 102015

Fahrzeugdatenbank für Pro32 Software (für Achsmessgerätmodelle VAS 6331, VAS 6421 und VAG 1943)

Pro32 DB VAG–022016*, Februar 2016

Ergänzungen/Änderungen zur Version VAG - 102015

Volkswagen	**-**	**-**
Audi	**A4 [8W0] – Fahrerassistenzsysteme/driver assistance systems**	**1**
Skoda	**-**	**-**
Seat	**-**	**-**
Bentley	**-**	**-**
Lamborghini	**-**	**-**
Porsche	**-**	**-**

1 = Neu / New
2 = Änderung / Change
***= die ersten beiden Ziffern bezeichnen den Monat, die letzten 4 Ziffern die Jahreszahl**

Vehicle Specs Installation Instructions
VAG (Portal Install)

This document outlines the installation process for Pro32 specifications, specifically the VAG release portal version to be downloaded in the field as a self-extracting ZIP file.

After downloading the self-extracting ZIP file from the portal, and copying to the aligner, double-click the self-extracting EXE file. See example below.

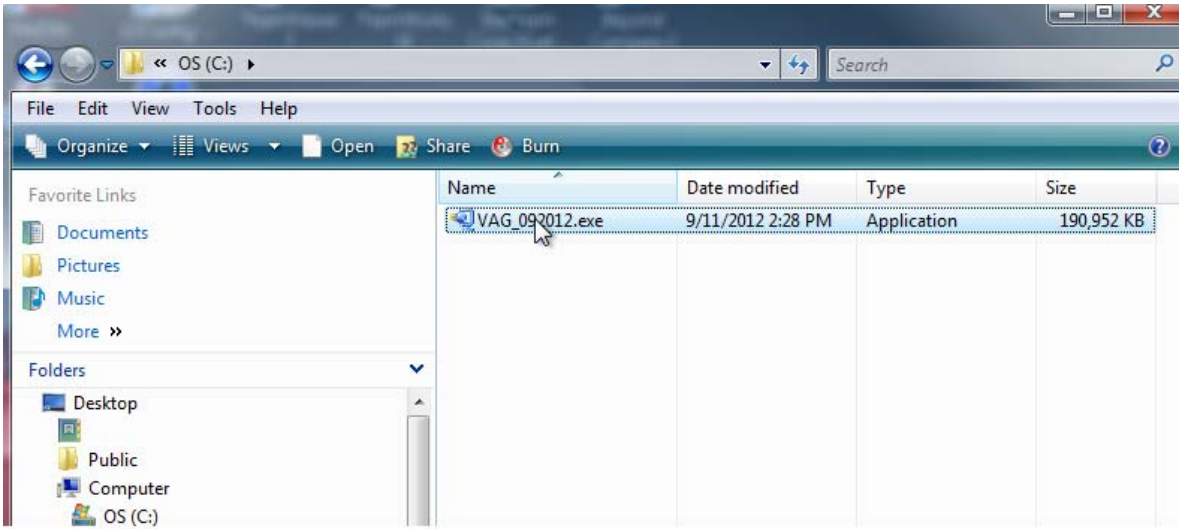

This will open the file to begin the extraction process. Press the “Setup” button and the dialog will show the unzip progress.

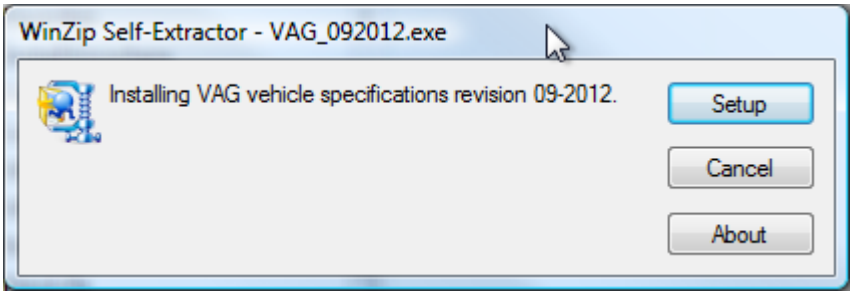

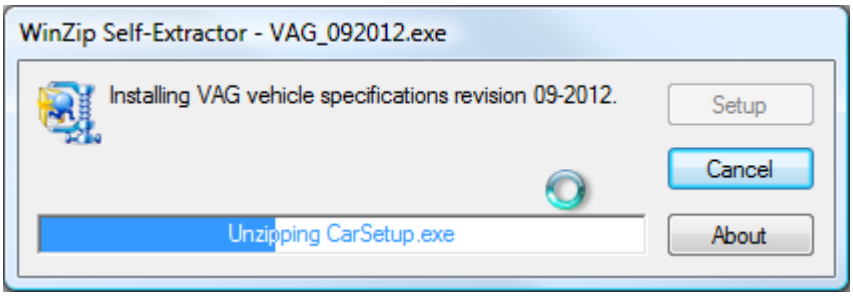

After the ZIP extracts, it will automatically start the Pro32 installer. Select the setup language in the first screen of the installer process and press Next to continue.

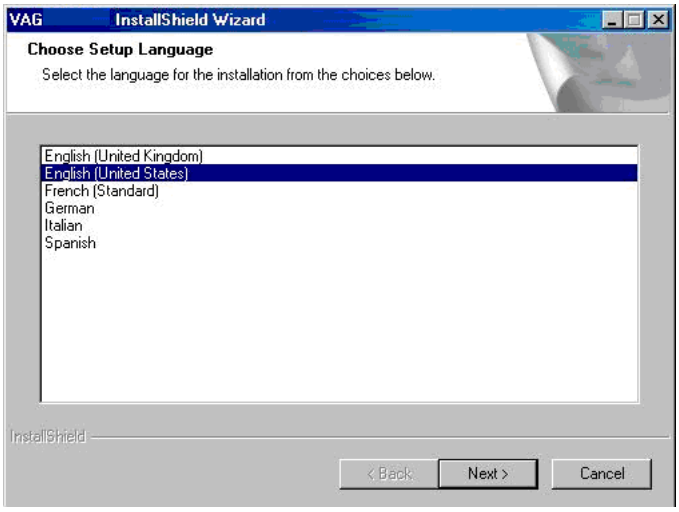

The installer prepares the installation process. Press “Next” when prompted.

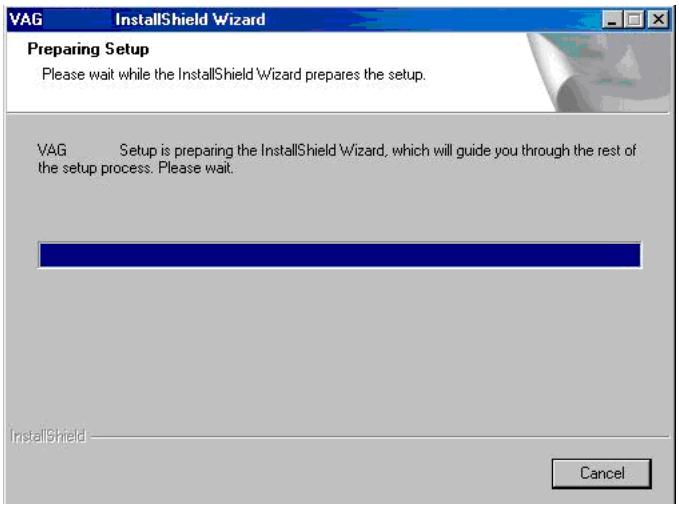

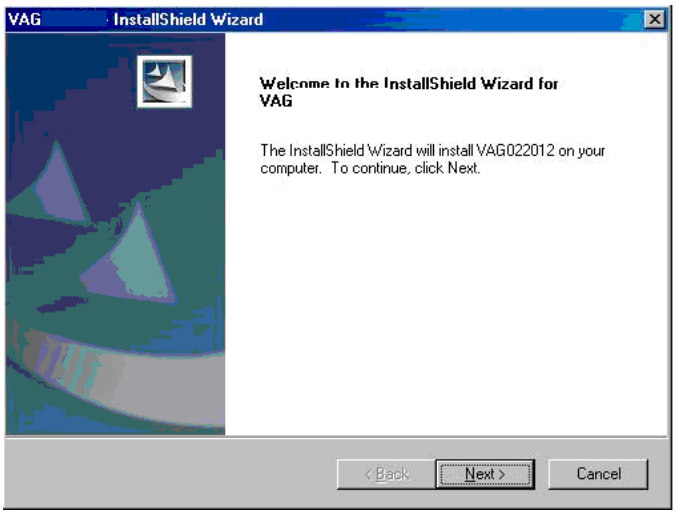

Select the default location for the database to be installed, unless the user knows it needs to go to a specific location.

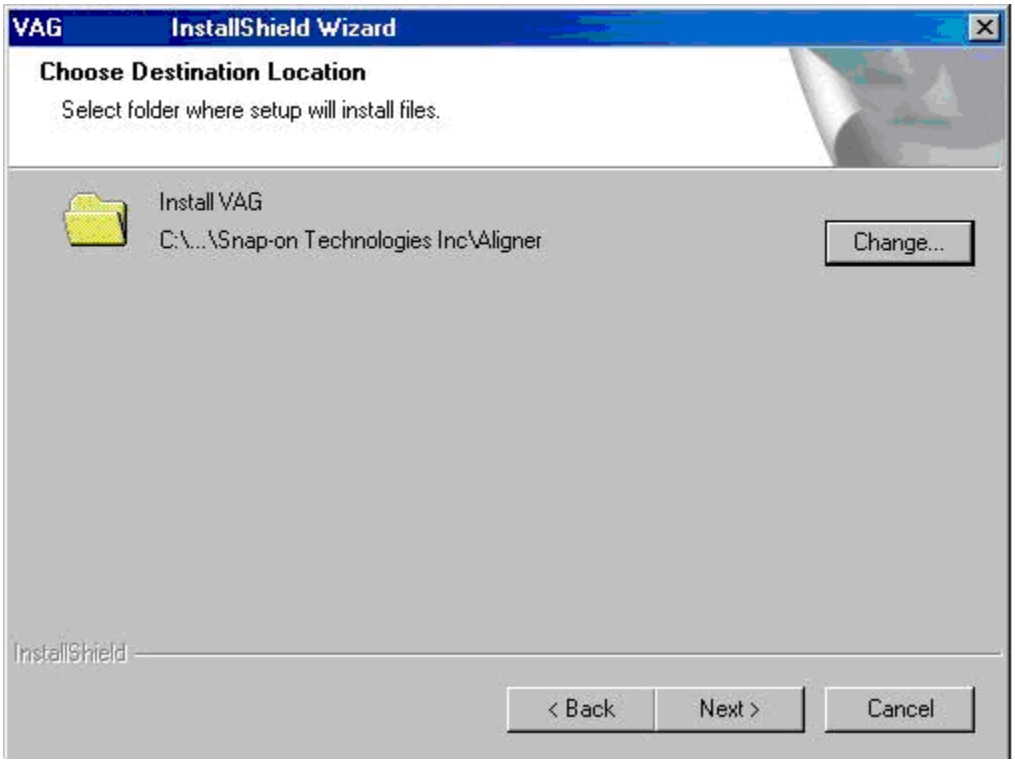

The installer continues with a screen displaying information. Select “Next” when requested.

The installer is ready to begin the installation. Select “Install”.

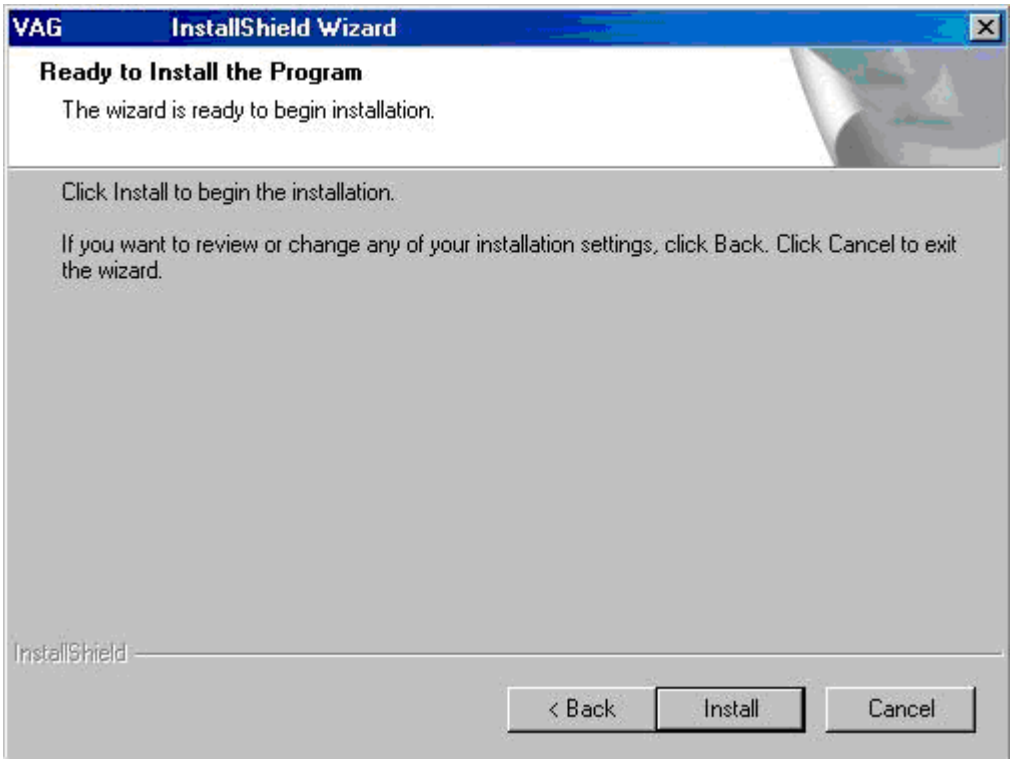

The installer provides a progress bar as the installation is performed.

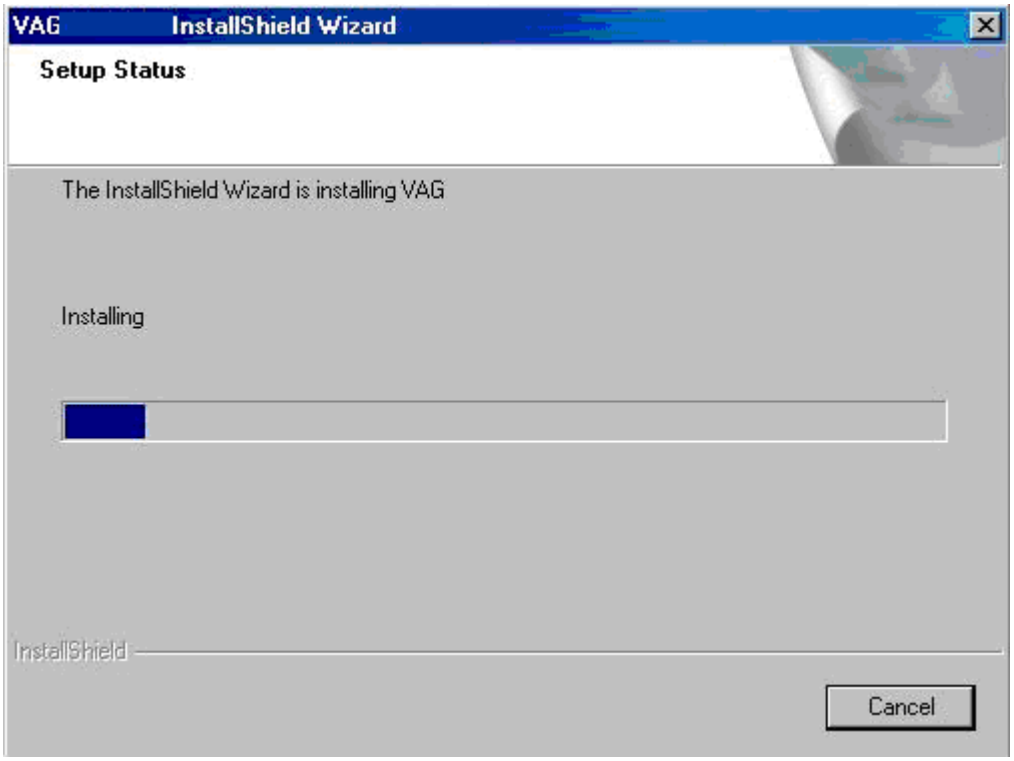

Select “Finish” after the installer completes the install and requests to do so.

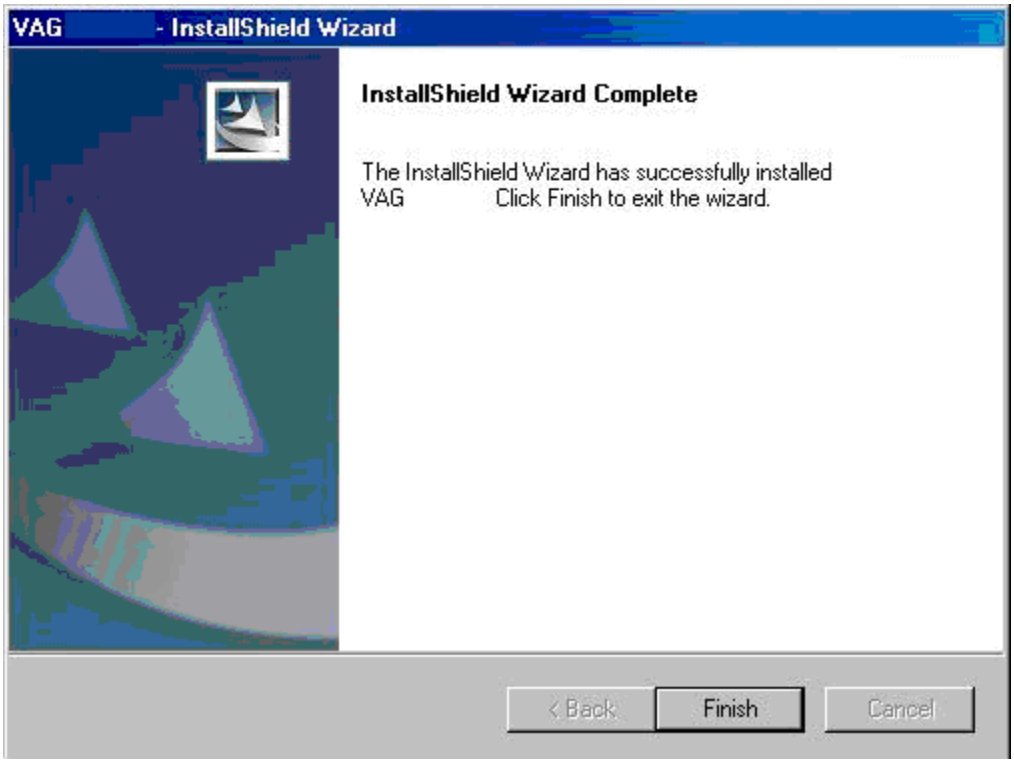

The installer requests to restart the PC. Leave the selection to “Yes” and press “Finish”.

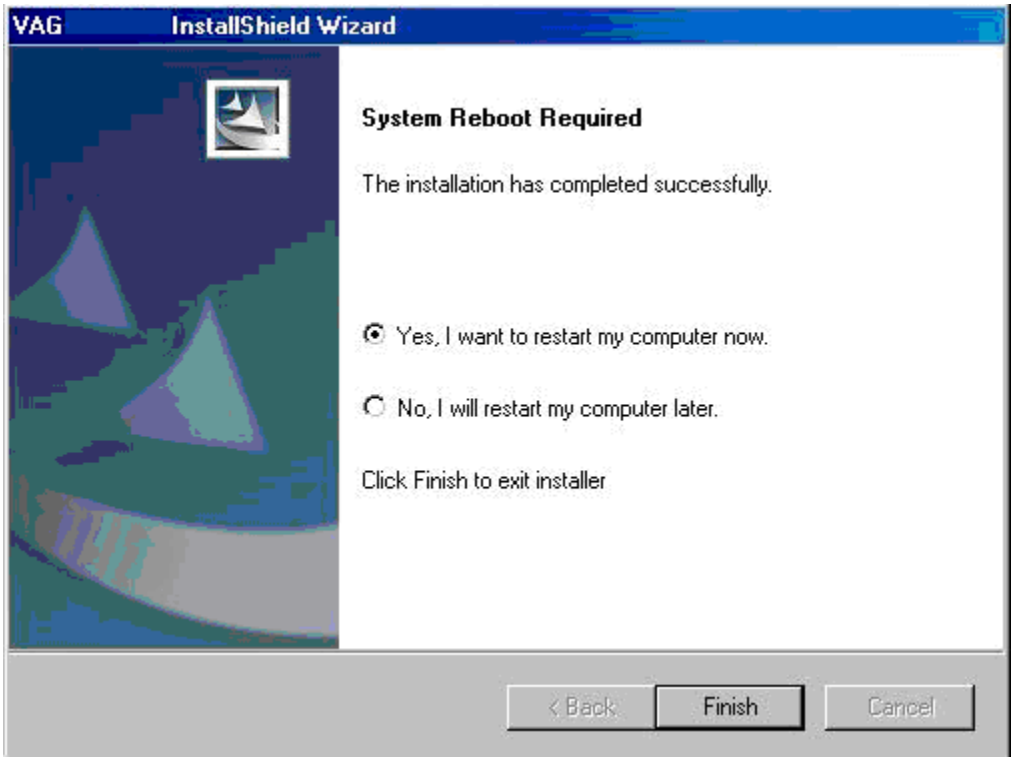

After the PC restarts, the user can confirm the database version at 2 places: at the Vehicle Selection page, and using the “About” button on the Home page toolbar. See examples below.

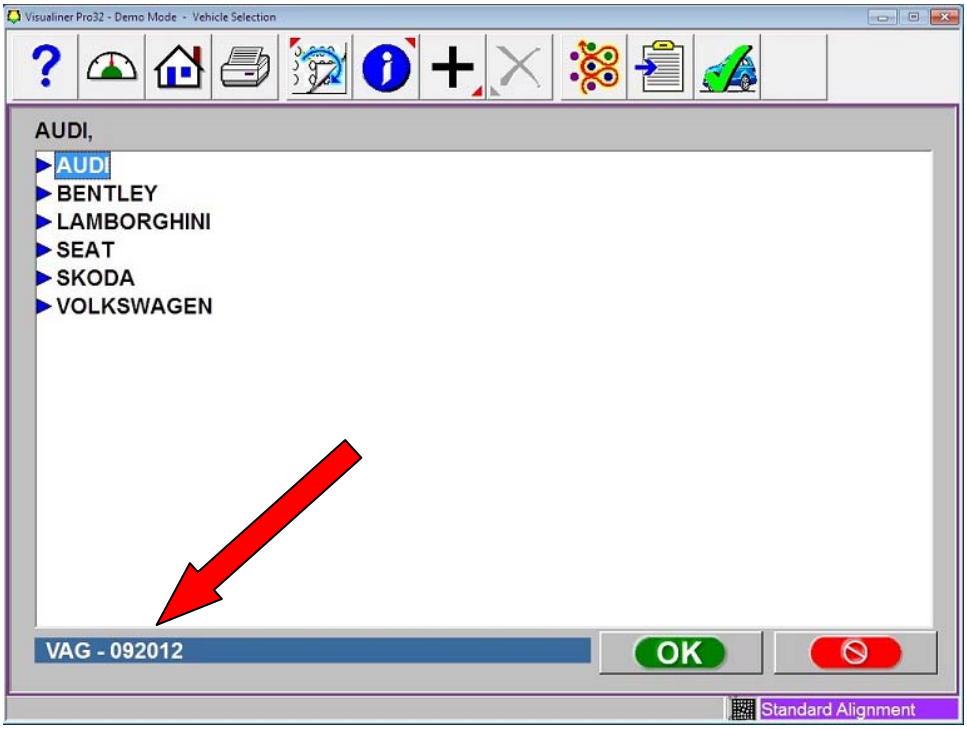

Snap-on Equipment

Visualiner Pro32
Version : 4.7 - V3D - Sep 4 2012
Database : VAG - 092012

Firmware:

Copyright © 2001 Snap-on Technologies, Inc
All Rights Reserved.

The following are trademarks of Snap-on Technologies, Inc:
VoiceAlign™
FrameCheck™
RollingRadius™
NetSpecs™
ProAckermann™

Warning this computer program is protected by copyright laws and international treaties. Unauthorized reproduction or distribution of this program is strictly forbidden

OK