

 HYUNDAI NEW THINKING. NEW POSSIBILITIES. Technical Service Bulletin	GROUP ACCESSORY	NUMBER 16-AC-002-1
	DATE NOVEMBER 2016	MODEL(S) 2017 Elantra (AD) 2015 - 2017 Sonata (LF, LF HEV, LF PHEV)
SUBJECT: WARPED FLOOR MAT REPLACEMENT INFORMATION		

This TSB supersedes TSB 16-AC-002 to specify the PDC return code for unopened floor mat sets.

Description: This bulletin describes the procedure to evaluate warped Sonata and Elantra floor mats.



Applicable Vehicles: 2017 Elantra (AD), 2015 to 2017 Sonata/Sonata HEV/PHEV (LF)

Parts Information:

PART NAME	Part Number	QTY
2017 Elantra (AD) Floor Mat set	F2F14-AC000	1
2015 -2017 Sonata/Sonata HEV/PHEV (LF) Floor Mat set	C1F14-AC000	1

Warranty Information:

MODEL	OP CODE	OPERATION	OP TIME	CAUSAL PART	NATURE CODE	CAUSE CODE
AD	A0201R08	Replace Complete Car Mat Set	0.1	F2F14-AC000	A33	ZZ4
LF, LF HEV, LF PHEV	A0201R08	Replace Complete Car Mat Set	0.1	C1F14-AC000	A33	ZZ4

Circulate To: General Manager, Service Manager, Parts Manager, Warranty Manager, Service Advisors, Technicians, Body Shop Manager, Fleet Repair

Service Procedure:

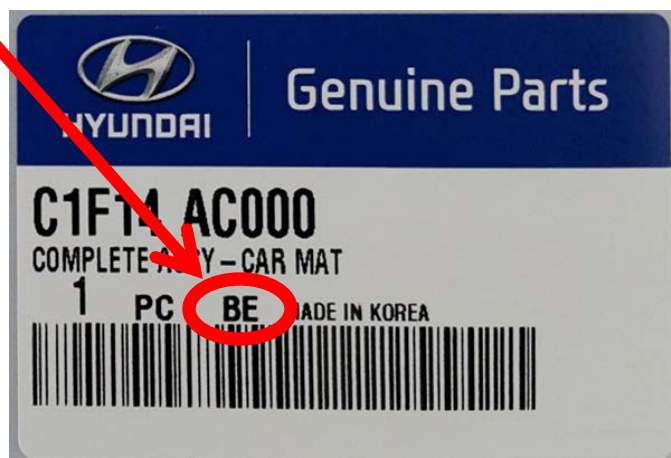
1. For sealed floor mat sets still in the Polybag:

Review the part number label on the polybag

- If the 2 letter date code is “BC”, “BB” or earlier, the floor mat kit may have warped contents. Return the sealed bag to your facing PDC as an RTR (TR) return, and order replacements.
- If the 2 letter code is “BD” or later, the floor mats are OK (BD, BE, BF, BG...).






2 Letter Date Code Location



2. For Floormat Sets in the Vehicle

- a. If the floor mat set appears to be warped or curled in the vehicle, remove the floor mat and place upside down on a clean, flat surface. Look for warping at the edges, particularly at the corners.





- b. If any of the front or rear floor mats in the vehicle have a warped appearance, replace the complete set with a new set under standard Hyundai Warranty. **Please refer to this TSB number in the 3C's (Correction section).**

Note: This warping condition will be visible within 24 hours of placing the floor mats into the vehicle. If the mats are curled when stored or folded when shipped, allow 24 hours for the evaluation.