



GROUP
CHA

MODEL
**Various Models
(See Table Below)**

NUMBER
066 (Rev 1, 12/16/16)

DATE
May 2016


TECHNICAL SERVICE BULLETIN

SUBJECT: FRONT STABILIZER LINK REPLACEMENT

* NOTICE

This bulletin has been revised to include additional information. New/revised sections of this bulletin are indicated by a black bar in the margin area.

This bulletin provides the procedure to replace the front stabilizer links of some Optima (TF/QF), Optima Hybrid (TF HEV) and Rio (UB) vehicles, which may experience an abnormal noise emanating from the front of the vehicle when going over bumps or uneven pavement. To resolve the noise concern, perform the procedure outlined in this bulletin to replace the front stabilizer links with the improved parts.



Model	Production Dates
Optima (TF)	From Job #1 through August 16, 2013
Optima Hybrid (TF HEV)	
Optima (QF)	From Job #1 through October 17, 2013
Rio (UB)	From Job #1 through December 26, 2013

File Under: <Chassis>


Circulate To: General Manager Service Manager Parts Manager
 Service Advisors Technicians Body Shop Manager Fleet Repair

Service Procedure:

1. Remove the front stabilizer link assemblies by referring to “Suspension System → Front Suspension System → Front Stabilizer Link → Repair procedures” chapter in the applicable Workshop Manual on KGIS.

*** NOTICE**

Replace **BOTH** the LH and RH side front stabilizer links at the same time.



2. Install the improved front stabilizer links by reversing the removal steps.


Tightening Torque:
72.3 ~ 86.8ft-lb (98.1~117Nm)

3. Reinstall all other removed components by reversing the order of removal.

SUBJECT:**FRONT STABILIZER LINK REPLACEMENT****AFFECTED VEHICLE RANGE:**

Model	Production Date Range
Optima (TF)	From Job #1 through August 16, 2013
Optima Hybrid (TF HEV)	
Optima (QF)	From Job #1 through October 17, 2013
Rio (UB)	From Job #1 through December 26, 2013

REQUIRED PART:

Model	Production Date	Part Number	Qty.	Figure
Optima (TF/TF HEV)	Job #1 to 12/21/11	LH: 54830 2T000 RH: 54840 2T000	1	
	12/22/11 to 08/16/13	54830 3Q000FFF*		
Optima (QF)	Job #1 to 11/29/11	LH: 54830 2T000 RH: 54840 2T000		
	11/29/11 to 08/16/13	54830 3Q000FFF*		
Rio (UB)	Job #1 to 12/26/13	54830 2V000FFF*		

*Quantity: Two (2) Per Kit

WARRANTY INFORMATION:**N CODE: Q55 C CODE: ZZ1**

Claim Type	Model	Causal P/N	Qty.	Repair Description	Labor Op Code	Op Time	Replacement P/N	Qty.
W	Optima (QF)	54830 3Q000	0	(CHA066) Front Stabilizer Link Replacement	54830F01	0.5 M/H	54830 2T000	1
							54840 2T000	1
	Optima (TF/TF HEV)	54830 3Q000					54830 3Q000FFF	1
							Rio (UB)	