



ATTENTION: This Technical Service Bulletin was issued by Southeast Toyota Distributors, LLC.

For Toyota Dealers located within the Southeast Region: Please refer to SET Dealer Daily to obtain instructions on how to order parts and submit a warranty claim (If applicable).

For Lexus Dealers or Toyota Dealers NOT located in Florida, Georgia, Alabama, South Carolina or North Carolina: For Repair Authorization, Parts Ordering, and Warranty Claims please contact Southeast Toyota Distributors Warranty Claims Department:

(888)851-2722

Press 5, then Press 4 for Out of Region SET Repairs

Accessory.Warranty@SEToyota.com

Thank you for your continued support.

20in Tundra Gunner Wheels Chrome Peeling from Surface

Applicability

YEAR(S)	MODEL(S)	INSTALLED ACCESSORY INFORMATION
2013-15	Tundra	20in Chrome Gunner Wheels XPXP10, XPXP50, XX1000 00041-34724

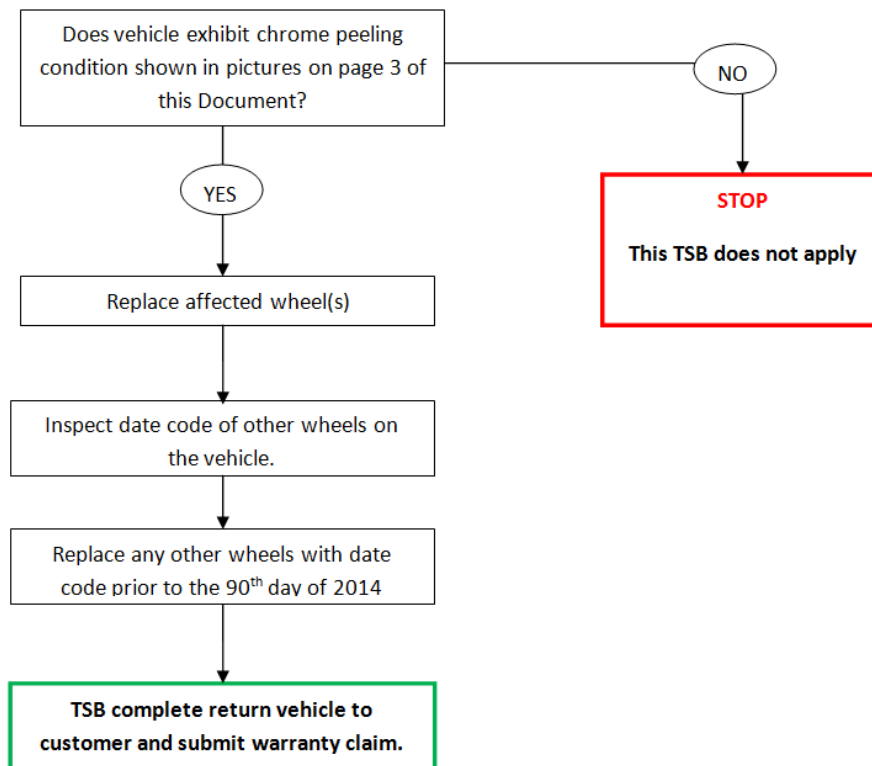
****This Publication does not apply to Vehicles Originally Equipped with 20in wheels from the factory or Systems added by other manufactures.**

REVISION NOTICE

12/22/2015 Revised Format for TIS
 12/22/2015 Added SET Warranty Information
 1/22/2016 Part Number correction
Any previous printed versions of this bulletin should be discarded.

Introduction

Some owners may comment of a Chrome Peeling from certain 20in Tundra Chrome Gunner wheels installed by Southeast Toyota. The wheel supplier implemented countermeasures for the chrome plating process of the wheel in April of 2014. Should a customer experience a Chrome peeling condition the dealer will replace the affected wheel and inspect the date code of the remaining wheels.



SET-TSB-15-012 Peeling Chrome Gunner Wheels

Warranty Information

For Dealers located in the Southeast Region, Florida, Georgia, Alabama, South Carolina, or North Carolina, Submit Warranty claim utilizing the information below.

Operation Code	Combo Code	Description	Labor Time	OFP	T1	T2
420091		Replace or Dismount tire for inspection – one wheel	0.5	00041-34724	99	99
420091	A	Replace or Dismount tire for inspection – two wheels	0.8	00041-34724	99	99
420091	AA	Replace or Dismount tire for inspection – three wheels	1.1	00041-34724	99	99
420091	AAA	Replace or Dismount tire for inspection – four wheels	1.4	00041-34724	99	99

Applicable Warranty

Port Installed Option (PIO) - is in effect for 36 months or 36,000 miles from the vehicle's in-service date, whichever occurs first. *Unless otherwise specified in vehicle VIN inquiry.*

Dealer Installed Option (DIO) - is in effect for 12 months, regardless of mileage, from the date the part(s) was installed on the vehicle or the remainder of any applicable New Vehicle Limited Warranty, whichever provides greater coverage.

Over the Counter Sale (OCS) - is in effect for 12 months, regardless of mileage, from the date the part(s) were sold. Labor is not warranted for over-the counter service part replacements.

If you are a dealer located outside of the Southeast Region, please contact the SET Accessory Warranty Department at (888)851-2722 Press 5, then Press 4 for Out of Region SET Repairs or email Accessory.Warranty@SEToyota.com for claim payment instructions.

Parts Information


PART NUMBER	DISCRIPTION
00041-34724	20 inch Chrome Gunner Wheel

If you are a dealer located outside of the Southeast Region, please contact the SET Accessory Warranty Department at (888)851-2722 Press 5, then Press 4 for Out of Region SET Repairs or email Accessory.Warranty@SEToyota.com for parts ordering instructions.

SET-TSB-15-012 Peeling Chrome Gunner Wheels

Verify Concern

Inspect wheel for chrome peeling as shown in the below examples



If any wheel exhibits the conditions of chrome peeling proceed to the Repair Procedure.

NOTE: This TSB does not apply should the wheels not have the Condition as shown above or have concerns caused by outside influences such as pitting, rust, or scratches.

Repair Procedure

Replace Wheel(s) which exhibit condition

- 1) Replace, Mount, and Balance wheel(s) with chrome peeling condition per 00041-34724 instructions on TIS.

Inspect the date codes of the other wheels on vehicle

- Preliminary (Production Year) Inspection
 - 1) Remove the wheel from the vehicle.
 - 2) Inspect the year date stamped in the back of the wheel spoke



SET-TSB-15-012 Peeling Chrome Gunner Wheels

- Replace any wheel with a Production Year of 13



- If Production Year is 14 proceed to Secondary Inspection




- If Production Year is 15, No Further Action Required



SET-TSB-15-012 Peeling Chrome Gunner Wheels

- Secondary (Production Day) Inspection for 14 date stamps
 1. Dismount tire from wheel
 2. Find the Julian date from the center of the rim.



- The number on the second line represents the day of the year produced. In the example above it is the 327th day of the year stamped on the spoke.
 - Replace any additional wheels produced before the 90th day of 2014.
3. Follow Accessory Wheel Installation instructions located on TIS to replace any additional wheels manufactured before 90th day of 2014.
 4. Do Not Replace wheels produced after the 90th day of 2014. Remount and Balance tires to wheels as per 00041-34724 instructions on TIS.

All wheels returned to SET for warranty reimbursement will be inspected for condition and date code applicability for warranty consideration.