



Service Bulletin

PRELIMINARY INFORMATION

Subject: Rear Body Fuse Block Loose Fuse Connection

Models: 2015-2017 Cadillac Escalade Models
2015-2017 Chevrolet Suburban, Tahoe
2015-2017 GMC Yukon Models

This PI was superseded to update the Model years and Recommendations sections. Please discard PIT5317.

The following diagnosis might be helpful if the vehicle exhibits the symptom(s) described in this PI.

Condition/Concern

When working on any of the systems listed below that receive power from the rear body fuse block (1), inspect for loose fuse connections inside the fuse block itself. In some cases, the fuse has poor terminal tension and may cause intermittent or completely inoperative conditions for these systems:


- Liftglass release
- Liftgate release
- Power liftgate
- Rear HVAC blower
- 2nd row power flip and fold seats
- Heated outside mirrors
- Rear heated seats
- Rear wiper




Recommendation/Instructions

Note: Disconnect the negative battery cable when performing this procedure.


Using the "purple" J-35616-35 test probe, check for proper terminal tension at the suspect fuse (2).



If poor terminal tension is found, first remove all the fuses and relays from the fuse block. Then, remove the white cover from the rear body fuse block (3) by releasing the three retainers on the sides and bottom.




In many cases, the loose connection is on the main power buss bar (4), inside the rear body fuse block.



If the loose connection is found to be with the main power buss bar (4) or the plastic fuse block body is deformed, replace the complete Rear Fuse Block with GM Part number 13586872. The new Rear Body Fuse Block will include the main power buss bar and the black plastic body, shown below. All fuses/relays/terminals will need to be transfer over from the old fuse block.

If the loose connection in the rear fuse block, is found to be something other than the main power buss bar, replace the appropriate terminated lead listed in SI.



Parts Information

Part Number	Description	Qty
13586872	Rear Body Fuse Block	1

Warranty Information

For wiring repairs covered under warranty, please refer to latest version of bulletin 10-00-89-005 for warranty information on wire/connector repairs.

Please follow this diagnostic or repair process thoroughly and complete each step. If the condition exhibited is resolved without completing every step, the remaining steps do not need to be performed.

Additional SI Keywords

F11RA F14RA F15RA F18RA F21RA F22RA F3RA F4RA F7RA

GM bulletins are intended for use by professional technicians, NOT a "do-it-yourselfer". They are written to inform these technicians of conditions that may occur on some vehicles, or to provide information that could assist in the proper service of a vehicle. Properly trained technicians have the equipment, tools, safety instructions, and know-how to do a job properly and safely. If a condition is described, DO NOT assume that the bulletin applies to your vehicle, or that your vehicle will have that condition. See your GM dealer for information on whether your vehicle may benefit from the information.



WE SUPPORT VOLUNTARY TECHNICIAN CERTIFICATION