



# Service Bulletin

## TECHNICAL

**Subject:** Exhaust Manifold Heat Shield Modification


**Models:** 2016 Chevrolet Colorado  
2016 GMC Canyon  
Equipped with 2.8L Diesel (RPO LWN)

Brand:	Model:	Model Year:		VIN:		Engine:	Transmission:
		from	to	from	to		
Chevrolet, GMC	Colorado, Canyon	2016	2016			2.8L (LWN)	All



The purpose of this bulletin is to make technicians aware of a condition when installing a new exhaust heat shield on the 2.8L diesel engine. A newly installed, unmodified exhaust heat shield, may come in contact with the wiring harness. These closely routed components could pinch together, and lead to wiring harness damage, abrasion or cuts.

When replacing exhaust heat shield part number 24584464, technicians should modify the shield prior to installation.

### Service Procedure



Heat shield area of concern (1)



#### Heat shield - before, and after, inner corner modification

Prior to installation of the heat shield, bend the inner rear corner of the shield as shown, to avoid sharp edges contacting the wiring harness.

Follow heat shield removal and installation instructions: *Exhaust Manifold and Turbocharger Removal* in SI.

#### Parts Information

Description	Part Number	Qty
SHIELD, EXH MANIF HT	24584464	1

Version	1
Modified	

GM bulletins are intended for use by professional technicians, NOT a "do-it-yourselfer". They are written to inform these technicians of conditions that may occur on some vehicles, or to provide information that could assist in the proper service of a vehicle. Properly trained technicians have the equipment, tools, safety instructions, and know-how to do a job properly and safely. If a condition is described, DO NOT assume that the bulletin applies to your vehicle, or that your vehicle will have that condition. See your GM dealer for information on whether your vehicle may benefit from the information.



WE SUPPORT VOLUNTARY TECHNICIAN CERTIFICATION