

ATTENTION:
GENERAL MANAGER ☐
PARTS MANAGER ☐
CLAIMS PERSONNEL ☐
SERVICE MANAGER ☐

IMPORTANT - All
Service Personnel
Should Read and
Initial in the boxes
provided, right.

© 2016 Subaru of America, Inc. All rights reserved.



QUALITY DRIVEN® SERVICE

SERVICE BULLETIN

APPLICABILITY: 2015-2017MY WRX
2014-2017MY Forester Turbo

NUMBER: 09-65-16

DATE: 12/30/16

SUBJECT: Fuel Injector Design Change to Prevent
Water Intrusion

INTRODUCTION:

This bulletin announces a design change of the fuel injector used on 2.0L DIT models to prevent water intrusion. A new silicone rubber cover has been developed and incorporated into production for this purpose.

PRODUCTION CHANGE INFORMATION:

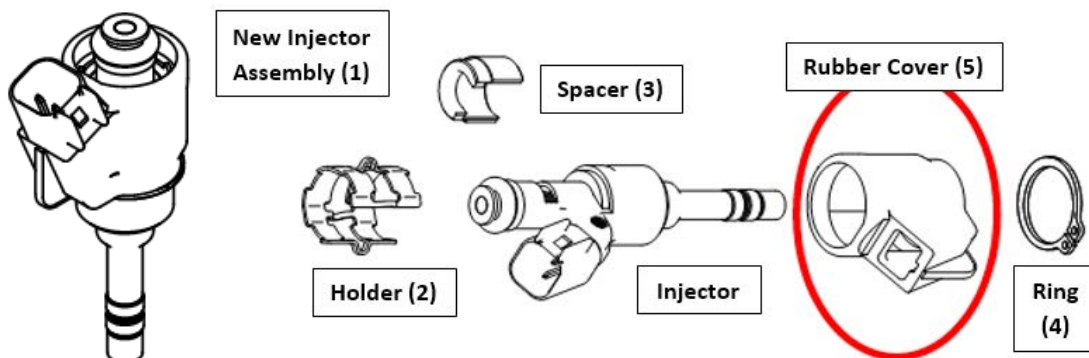
The new injectors were incorporated into production per the table below:

Vehicle / Model	Starting VIN
WRX	H*811518
Forester	H*427213

PART INFORMATION:

The part number for the new injector assembly is **16637AA030**.

NOTE: The parts table below for new-style injectors is provided for reference only. The silicone rubber cover (5), ring (4) and spacer (3) are not intended for retrofit to old injectors.



**CAUTION: VEHICLE SERVICING PERFORMED BY UNTRAINED PERSONS COULD
RESULT IN SERIOUS INJURY TO THOSE PERSONS OR TO OTHERS.**

Subaru Service Bulletins are intended for use by professional technicians ONLY. They are written to inform those technicians of conditions that may occur in some vehicles, or to provide information that could assist in the proper servicing of the vehicle. Properly trained technicians have the equipment, tools, safety instructions, and know-how to do the job correctly and safely. If a condition is described, DO NOT assume that this Service Bulletin applies to your vehicle, or that your vehicle will have that condition.

**SUBARU OF AMERICA, INC. IS
ISO 14001 COMPLIANT**

ISO 14001 is the international standard for excellence in Environmental Management Systems. Please recycle or dispose of automotive products in a manner that is friendly to our environment and in accordance with all local, state and federal laws and regulations.

Continued...

PART ID NUMBER	DESCRIPTION	PART NUMBER
(1)	INJECTOR ASSY	16600AA030
(2)	HLDR- FUEL INJECTOR	16605AA110*
(3)	SPCR-INJECTOR	16696AA010*
(4)	RING- INJECTOR	16697AA030*
(5)	RUBBER- INJECTOR	16395AA050*

***NOTE:** The use of these parts is restricted.

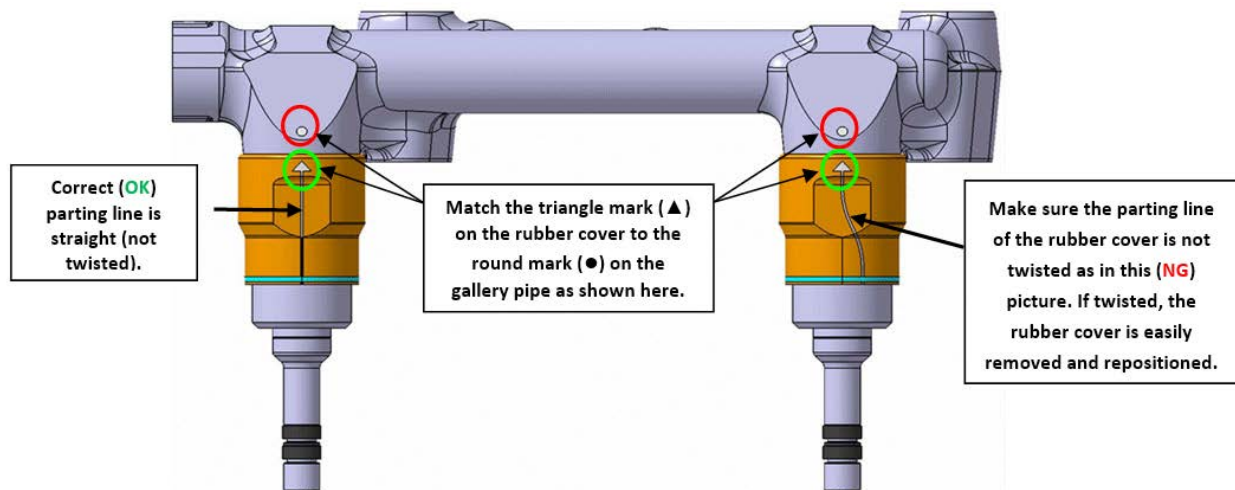
- These parts may ONLY be used to repair p.n. 16600AA030 injectors that came equipped with the silicone rubber covers. As an example, the covers should be replaced if they become swollen or distorted due to exposure to an incompatible fluid (e.g. brake fluid).
- They must NEVER be used in an attempt to retrofit older injectors which did not come equipped with these covers originally.

SERVICE PROCEDURE / INFORMATION:

If injector replacement is required, **all 4 injectors must be replaced as a set** with the new part (p.n. **16637AA030**) following the repair procedure in the applicable Service Manual.

IMPORTANT NOTES:


- When connecting the gallery pipe to the injectors, always match the triangle mark (▲) on the silicone rubber cover to the round mark (●) on the gallery pipe as shown in the illustration below.



- When replacing component parts of an injector, always verify the following before assembly:
 - Inspect and confirm that no foreign material or debris is found on or around the gallery pipe and injector body sealing area and sealing surfaces.
 - Make sure the rubber cover is properly seated on both the top and bottom as shown below in **Picture (1)**.

Continued...

Picture (1) (Properly connected)



- 1) The gallery pipe is properly installed into the rubber cover.
- 2) No gap between the rubber cover and the injector ring.

Picture (2) (Not properly connected)



- 3) There is a gap between the gallery pipe and the rubber cover because the gallery pipe is not properly installed.
- 4) There is a gap between the rubber cover and the injector ring because the rubber cover is not properly installed over the injector assembly.

WARRANTY / CLAIM INFORMATION:

For vehicles within the Basic New Car Limited, Powertrain, an applicable Emission Warranty period or covered by an active Subaru Added Security Powertrain, Classic or Gold plan, this repair may be submitted using the following claim information:

Labor Description	Labor Operation #	Labor Time	Fail Code
FUEL INJECTOR SET REPLACEMENT	A442-403	2.5	DCY-42

IMPORTANT REMINDERS:

- SOA strongly discourages the printing and/or local storage of service information as previously released information and electronic publications may be updated at any time.
- Always check for any open recalls or campaigns anytime a vehicle is in for servicing.
- Always refer to STIS for the latest service information before performing any repairs.