



# Technical Journal

TITLE:

Outer rear view mirror, play in mirror

REF NO:  
TJ 30619.1.2

ISSUING DEPARTMENT:  
Technical Service

CAR MARKET:  
United States and Canada

PARTNER:  
3 US 7510 Volvo Car USA

ISSUE DATE:  
2016-08-02

STATUS DATE:  
2016-08-05

FUNC GROUP:  
8460

FUNC DESC:  
Outside mirrors

Page 1 of 7

“Right first time in Time”

## Attachment

File Name	File Size
TJ 30619.pdf	2.3595 MB

## Vehicle Type

Type	Eng	Eng Desc	Sales	Body	Gear	Steer	Model Year	Plant	Chassis range	Struc Week Range
124							2007-9999		0000850-9999999	200605-999952
134							2011-9999		0000194-0999999	201020-999952
135							2008-2010		0000395-0167001	200720-201020
137							2016-9999		0000010-9999999	201424-999952
138							2016-9999		0000122-9999999	201345-999952
155							2015-9999		0001147-9999999	201346-999952
157							2016-9999		0000022-9999999	201450-999952

## CSC Customer Symptom Codes

Code	Description
9K	Door mirrors/Vibration/shimmy

## VST Operation Number

VST Operation Number	Description
98607-2	Rear view mirror external, adjustment acc. to TJ



### **DTC** Diagnostic Trouble Codes

Rows beginning with \* are modified

Note! If using a printed copy of this Technical Journal, first check for the latest online version.

### **Text**

#### **DESCRIPTION:**

Customer may experience a play (tilting up/down, y-axis) in the outer rear view mirror.

#### **SERVICE:**

In case of customer complaints perform attached instruction.

#### **VEHICLE REPORT:**

Yes, please submit a Vehicle Report if the service solution described in this TJ has no effect. Use concern area "Vehicle Report" and sub concern area "Support Not Needed", use function group 8460.

**To view TJ attachment continue to next page. This TJ has one attachment.**



## Volvo Car Customer Service

TJ 30619

<b>Title</b>	Rear view mirror external, adjustment	<b>Page</b>	1 ( 5 )
<b>Action</b>	Product fix	<b>Operation number:</b>	98607-2

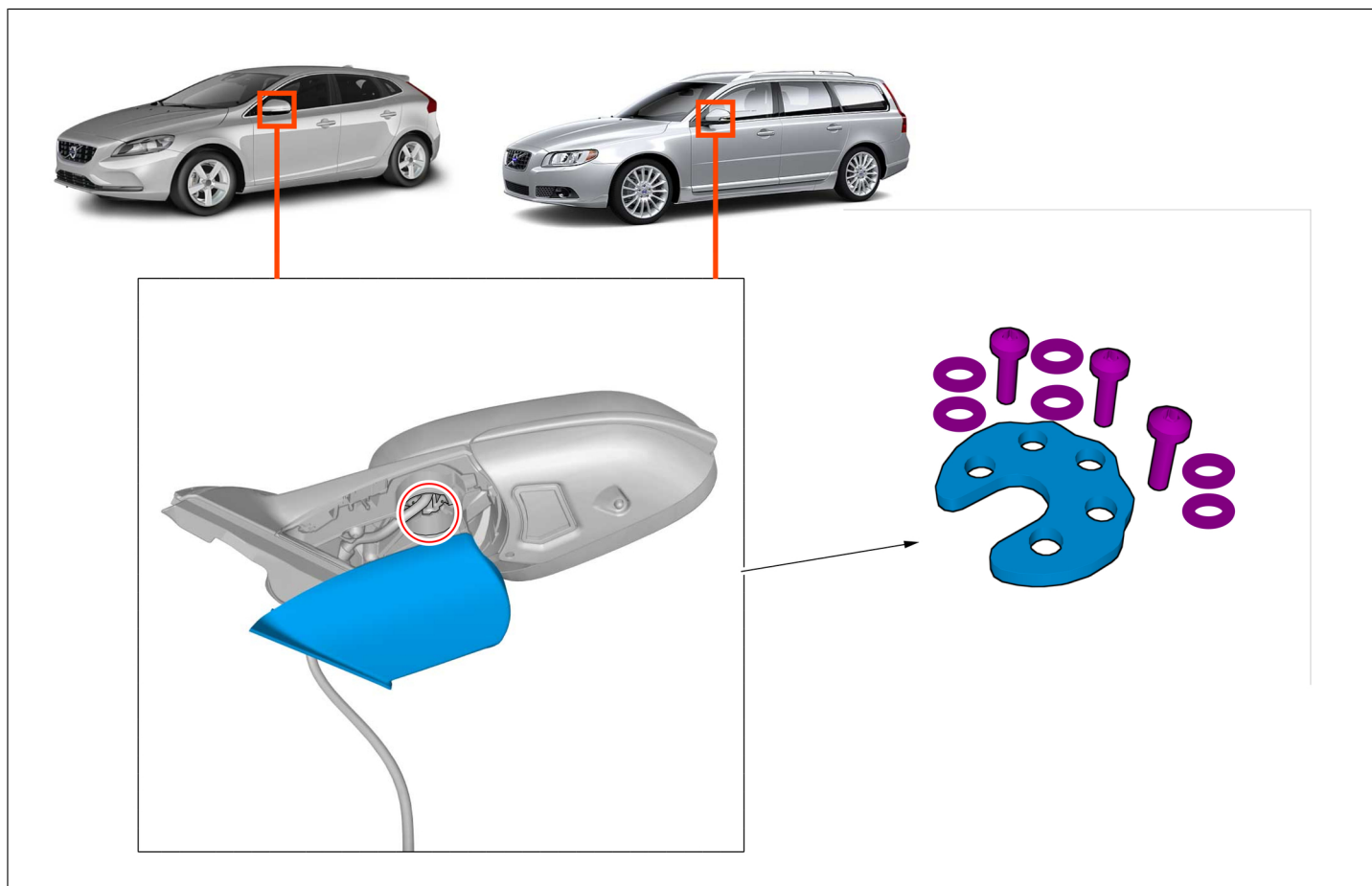
### Affected vehicles

Model year	Model
2011, 2012, 2013, 2014, 2015, 2016	S60 (11-), S60CC (16-)
2016	S60i
2007, 2008, 2009, 2010, 2011, 2012, 2013, 2014, 2015	S80 (07-)
2015, 2016	V60, V60CC (16-)
2008, 2009, 2010	V70 (08-)

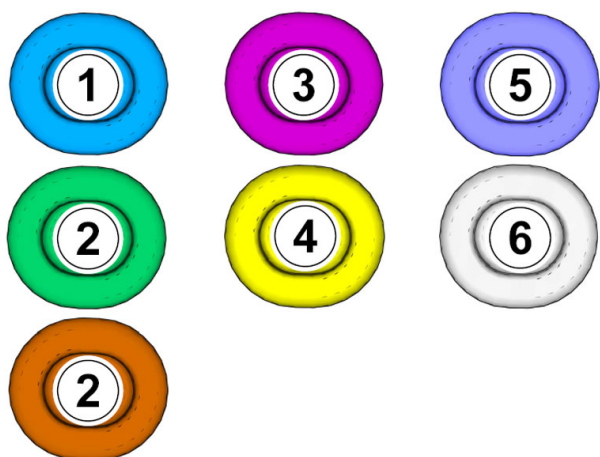
### Materials

Materials	Qty.	Part No.	Notes
Repair kit	1.0	31442903	

### Orientation view



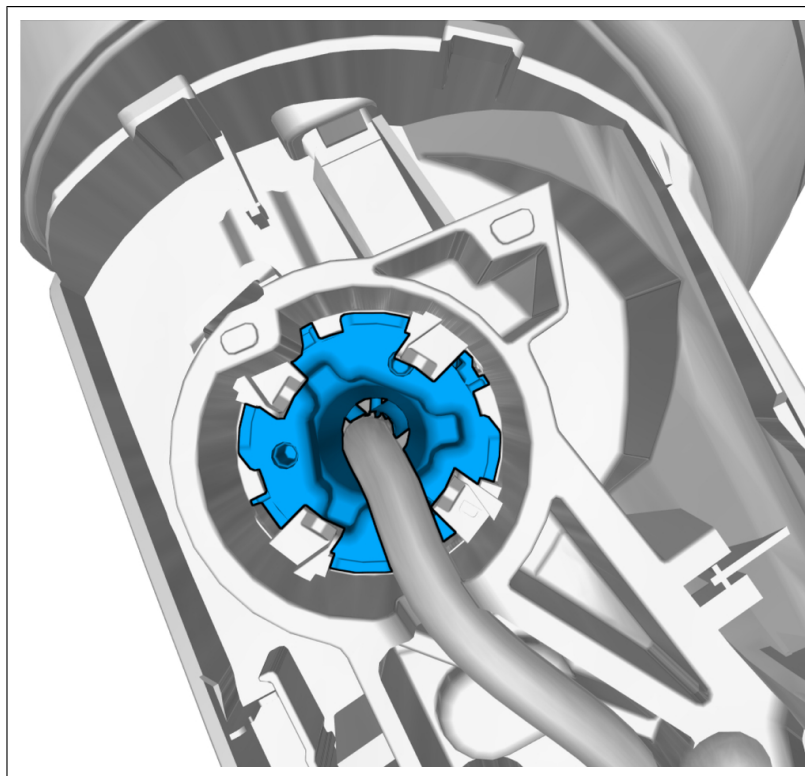
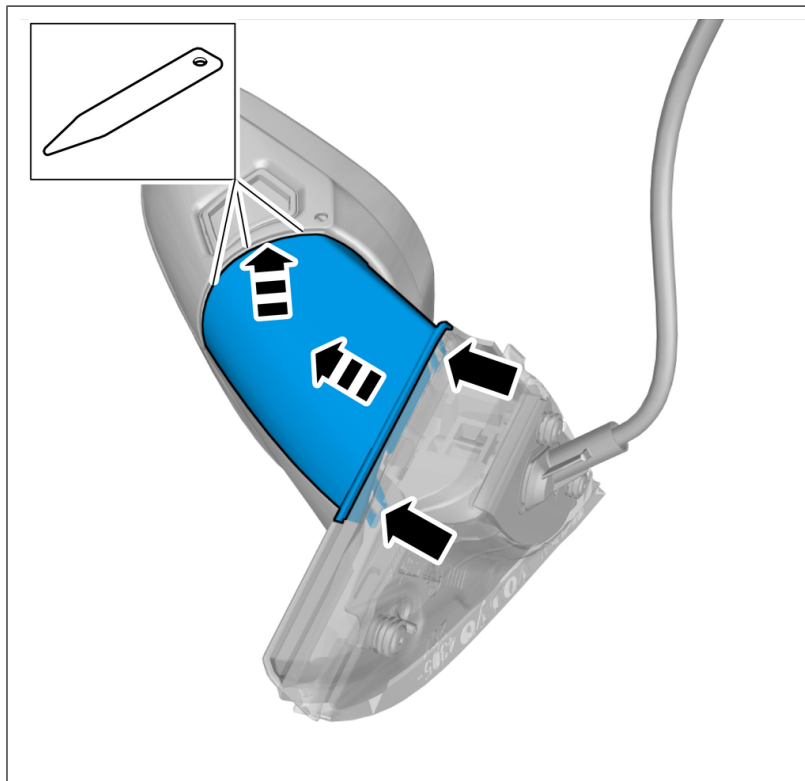
### Image philosophy

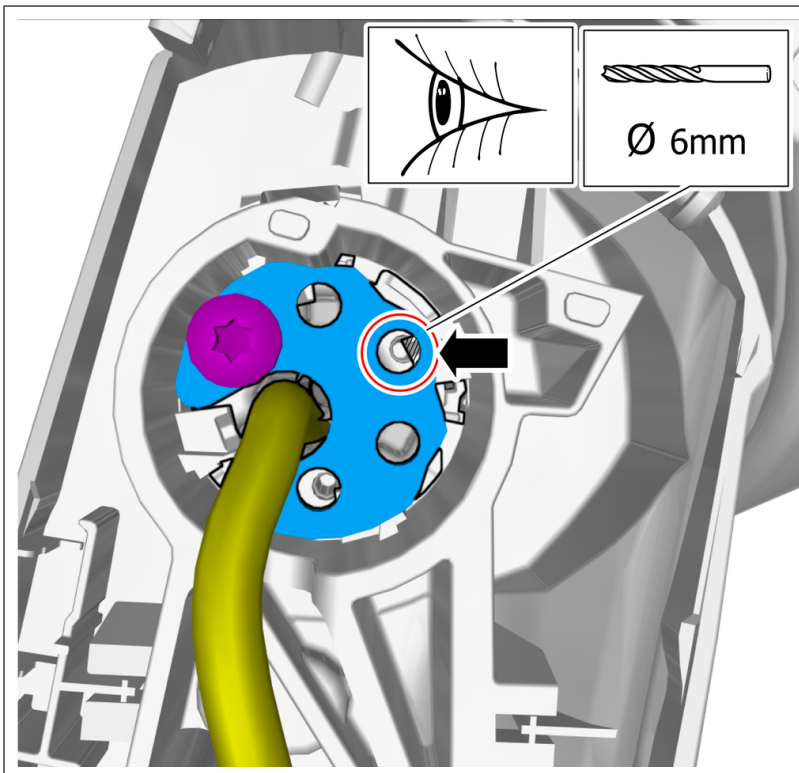
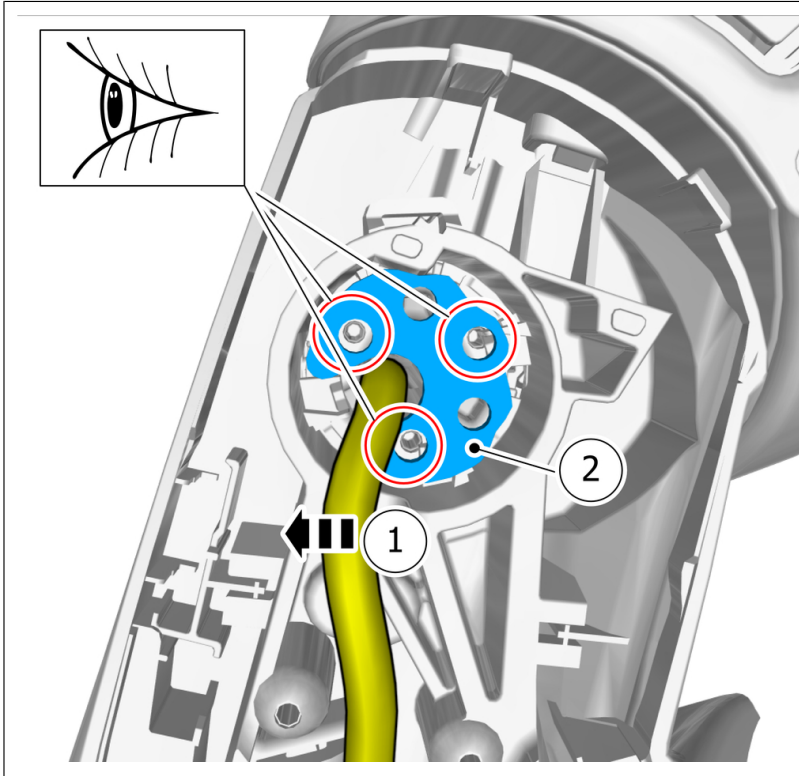


- 1 . Used for focused component, the component with which you will do something.
- 2 . Used as extra colors when you need to show or differentiate additional parts.
- 3 . Used for attachments that are to be removed/installed. May be screws, clips, connectors, etc.
- 4 . Used when the component is not fully removed from the vehicle but only hung to the side.
- 5 . Used for standard tools and special tools.
- 6 . Used as background color for vehicle components.

On both sides.

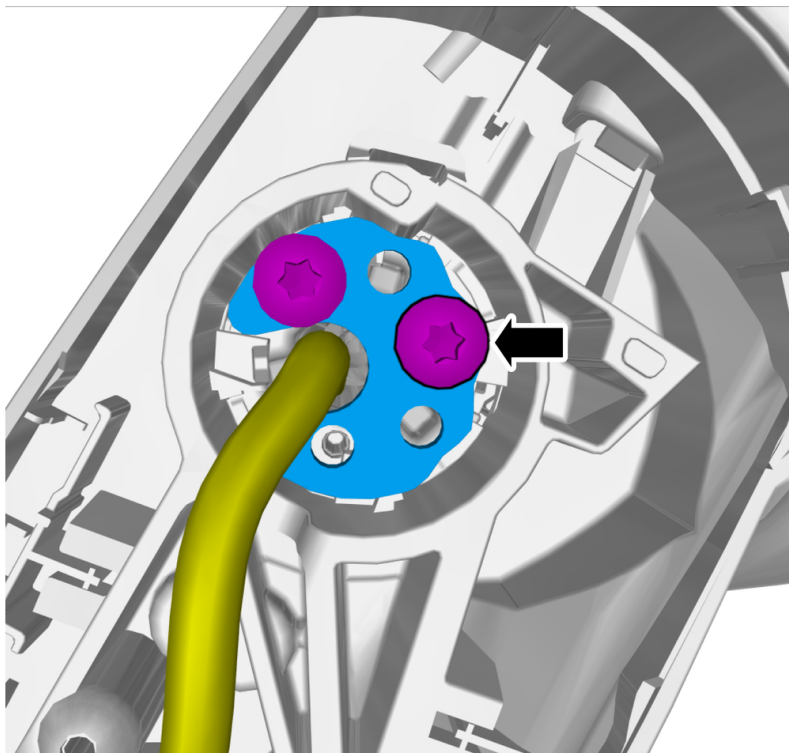
Remove rear-view mirror external , refer to:  
Removal, replacement and installation  
8 - Body and interior  
84 - Exterior trim, glass, weatherstrips  
846 - outside mirrors



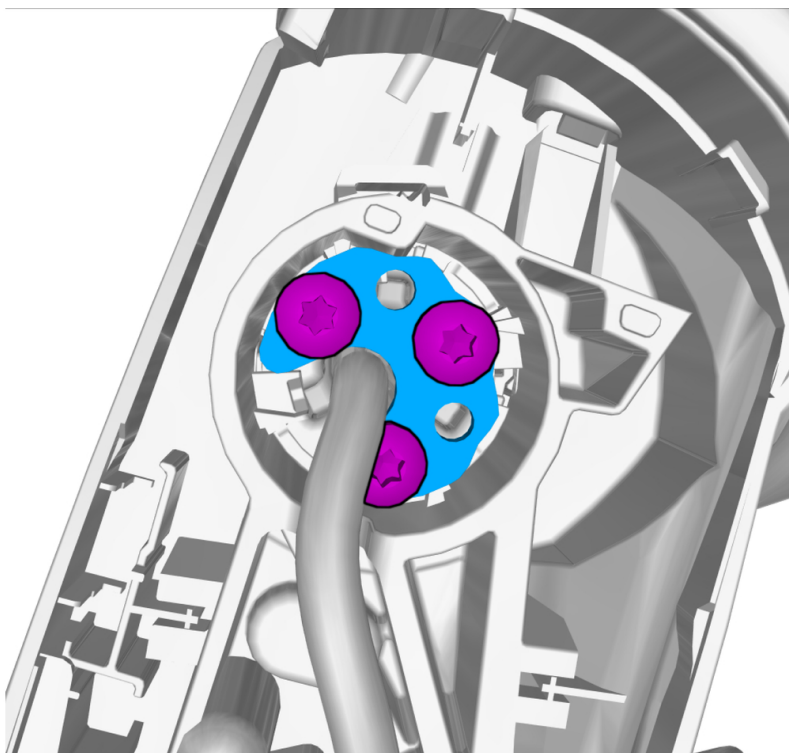


Add washer if screw reaches bottom of the hole when tightening.  
Tighten the screw.  
Drill the holes.





Add washer if screw reaches bottom of the hole when tightening.  
Tighten the screw.



Add washer if screw reaches bottom of the hole when tightening.  
Tighten the screw.

Check for correct operation.