



GROUP
BOD

MODEL
2016MY
Optima (JFa)

NUMBER

148 (Rev 11/15/2016)

DATE

August 2016

TECHNICAL SERVICE BULLETIN

SUBJECT:

SUNROOF BUZZING NOISE

* NOTICE

This bulletin has been revised to include additional information. The new/revised section of this bulletin is indicated by a black bar in the margin area.

This bulletin provides information on some 2016MY Optima (JFa) vehicles, produced from September 28, 2015 to June 20, 2016, which may exhibit a buzzing noise that may increase with intensity in conjunction with the HVAC fan speed. This concern is caused by a loose sunroof weather strip vibration due to air leakage past the sunroof seal. To correct this concern, follow the procedure outlined in this bulletin to apply adhesive to the weather strip base.



File Under: <Body>

Circulate To: General Manager Service Manager Parts Manager
 Service Advisors Technicians Body Shop Manager Fleet Repair

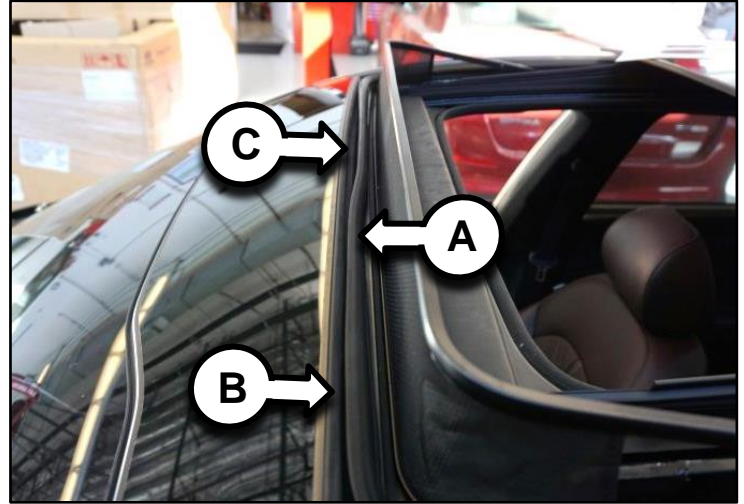
Service Procedure:

1. Inspect the weather strip (A).

*** NOTICE**

INCORRECT (B) – Loose weather strip causing a fluttering noise

CORRECT (C) – Adhered weather strip with a uniform gap between the strip and the sunroof frame




2. Partially remove the affected area of weather strip and clean the contact surface between the strip and sunroof frame using alcohol or a general purpose adhesive cleaner.

*** NOTICE**

Failure to thoroughly clean old adhesive or foreign material from the contact surface may result in an ineffective or repeat repair.




3. Apply a thin bead of adhesive to the weather strip.



SUBJECT:

SUNROOF BUZZING NOISE

4. Push the weather strip down onto the sunroof frame and apply pressure for approximately 30 seconds until the weather strip has properly adhered to the sunroof frame.





5. After ensuring that the adhesive has cured, open and close the sunroof several times to confirm proper installation of the weather strip.

SUBJECT:

SUNROOF BUZZING NOISE

REQUIRED PART:

Part Name	Figure	Comments
Gorilla Super Glue		Sourced locally One 20g bottle will cover at least 10 vehicles
3M Adhesive Cleaner		Sourced locally One quart will cover at least 100 vehicles

AFFECTED VEHICLE PRODUCTION RANGE:

Model	Production Date Range
Optima (JFa)	From September 28, 2015 to June 20, 2016

WARRANTY INFORMATION:

Claim Type	Causal P/N	Qty.	N Code	C Code	Repair Description	Labor Op Code	Op Time	Replacement P/N	Qty.
W	81614 D4000	0	Q57	ZZ4	(BOD148) Sunroof Weather Strip Adhesion Application	81685F02	0.3 M/H	N/A	0

NOTE: Use sublet code X1 for reimbursement of super glue and adhesive cleaner (\$0.85 maximum).