




Quick tip

Version 1.2

11-4, 2014

Title: ECM connector pin configuration for remote start

TDI



Red/Black wire T94/45 (Remove and insulate wire already in this location if applicable)

Red/White wire T94/88


Blue/Red wire T94/25

Blue/Green wire T94/26

Violet/White wire T94/44



2.5 FSI



Red/Black wire T94/23 (Remove and insulate wire already in this location if applicable)

Red/White wire T94/74


Blue/Red wire T94/76

Blue/Green wire T94/75

Violet/White wire T94/20



3.6 FSI



Red/Black wire T94/23 (Remove and insolate wire already in this location if applicable)

Red/White wire T94/24


Blue/Red wire T94/74

Blue/Green wire T94/52

Violet/White wire T94/39



1.8T ULEV only



Red/Black wire B68 (Remove and insulate wire already in this location if applicable)

Red/White wire B67

Blue/Red wire B88

Blue/Green wire B87

Violet/White wire B62