



Tech Tips

TT 61-08-05

Date: 2008

2007- 2015 Eos – Convertible Top Repair Tip

July 29, 2016: Update to Information.

If, during diagnosis of the convertible top, the adjuster arm for the front lock is found damaged / bent (figure 3b), order part number 1Q0898499 or latest supersession. This one part number will include both sides in the package. Adjuster arm location is shown below with painted roof pillar panel removed. Adjuster arm can be found bent on either or both sides of the vehicle. If adjuster arm is found to be bent, review Tech Tip 2032328 (TT 61-07-105) as a failed side rail latch could be the cause.




Figure 1



Service Information



Figure 2



Figure 3a



Service Information




Figure 3b



Service Information




Figure 3c