



# Service Bulletin

File in Section: 08 - Body and Accessories

Bulletin No.: 13-08-66-001A

Date: April, 2016

## INFORMATION

**Subject:** Information on Tailgate (Endgate) Hinge Lubrication

**Models:** 2014 Chevrolet Silverado 1500  
2015-2016 Chevrolet Silverado  
2014 GMC Sierra 1500  
2015-2016 GMC Sierra  
All Equipped With EZ Lift-and-Lower Tailgate (RPO PPA)

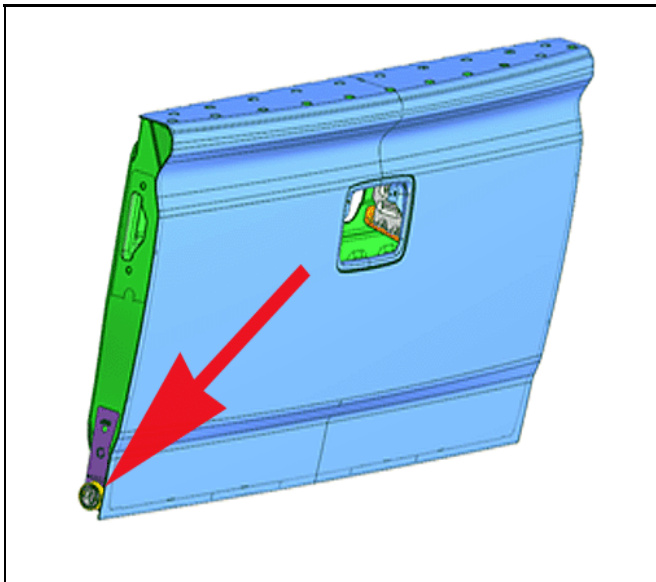
**Attention:** This Bulletin also applies to any of the models that may be Export vehicles.

This Bulletin has been revised to add the 2015 and 2016 Model Years. Please discard Corporate Bulletin Number 13-08-66-001.

On vehicles equipped with RPO PPA EZ Lift-and-Lower Tailgate, the left tailgate hinge incorporates the assist mechanism. It is important that this hinge is lubricated during scheduled maintenance visits to ensure its proper operation.

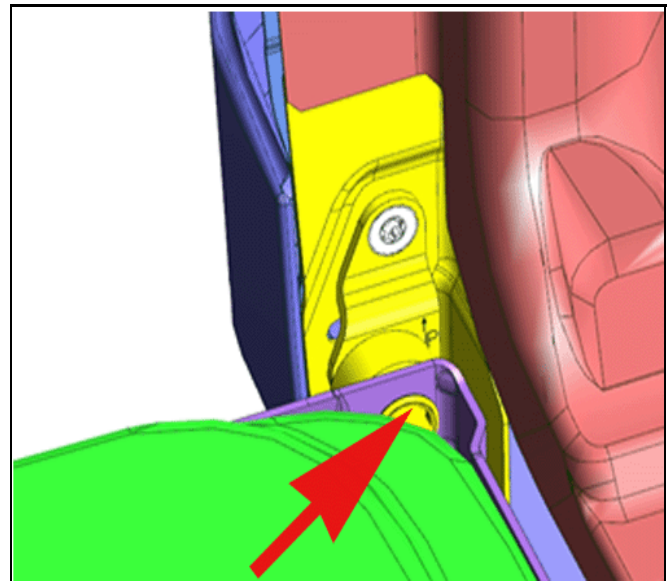
Failure to properly lubricate the hinge may lead to increased operating effort or noisy operation.

### Instructions

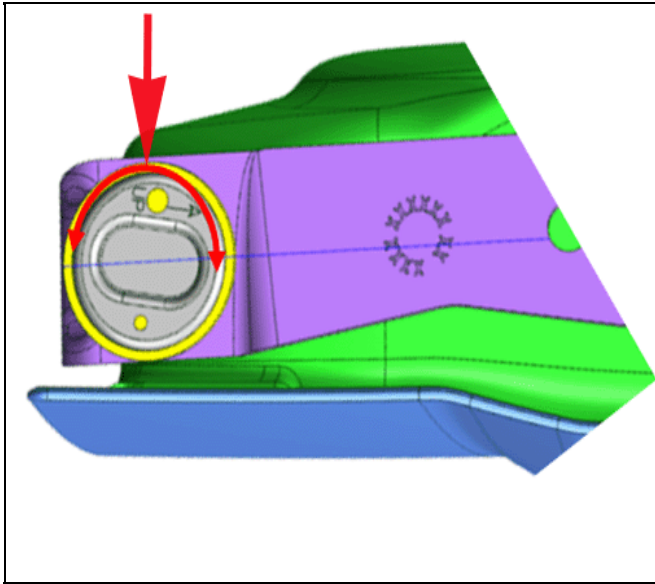


Use the following steps to lubricate the left tailgate hinge assembly. This procedure is done with the tailgate on the vehicle:

1. Attach the extension tube onto a can of Super Lube® Synthetic Multipurpose Lubricant 11 oz. Aerosol.



2. Spray lubricant into the inboard side of the left tailgate hinge assembly.



3617671

3. Spray lubricant into the outboard side of the left tailgate hinge assembly.
4. Wipe off any lubricant overspray from the repair area using a shop towel.

### Parts Information

Part Number	Description
12346241 (In Canada, 10953474)	Super Lube® Synthetic Multipurpose Lubricant 11 oz. Aerosol

