

Oil Change Maintenance Monitor Setup

Service Category General

Section Pre-Delivery Service

Market USA

Toyota Supports
 ASE Certification 

Applicability


YEAR(S)	MODEL(S)	ADDITIONAL INFORMATION
2016	Yaris SD MEX-Prod	

Introduction

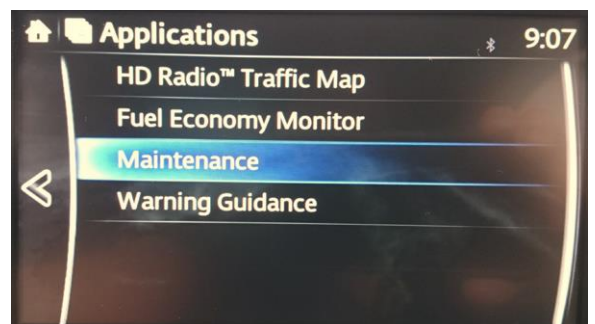
2016 model year Yaris SD vehicles are equipped with a multi-display capable of monitoring oil change intervals. As part of the Pre-Delivery process, ensure that the Oil Change Maintenance Monitor is properly set up.

Setup Procedure

1. On the home screen, press the leftmost icon labeled "Applications".



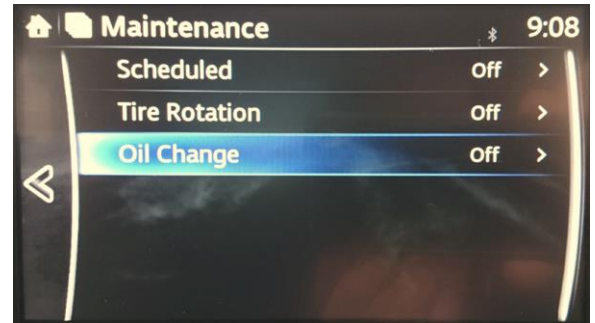
2. In the "Applications" submenu, press "Maintenance".



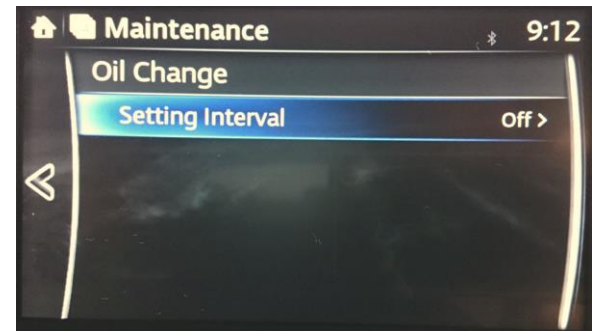
Oil Change Maintenance Monitor Setup

Setup Procedure (Continued)

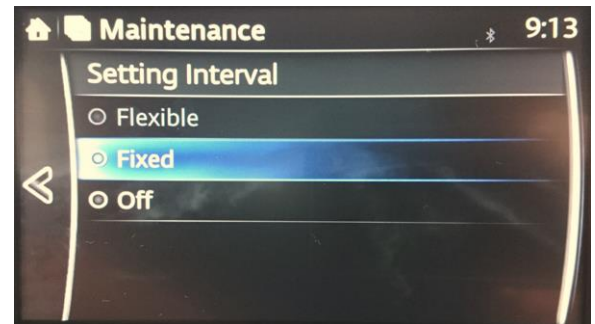
- In the "Maintenance" submenu, press "Oil Change".



- In the "Oil Change" submenu, press "Setting Interval".



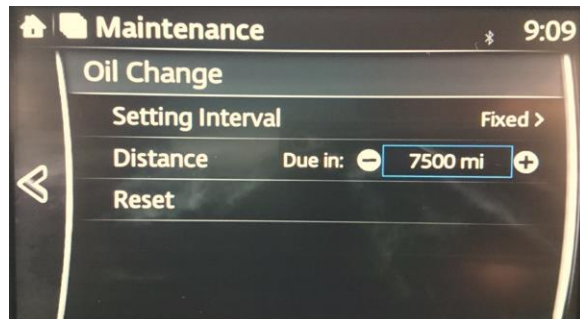
- In the "Setting Interval" submenu, choose "Fixed".



Oil Change Maintenance Monitor Setup

Setup Procedure (Continued)

6. Change the "Distance" setting to 7,500 miles using the "+" or "-" icons.



7. Use the left arrow to navigate out of the submenus to the home screen.