

**ATTENTION:**  
 GENERAL MANAGER   
 PARTS MANAGER   
 CLAIMS PERSONNEL   
 SERVICE MANAGER

IMPORTANT - All Service Personnel Should Read and Initial in the boxes provided, right.


© 2015 Subaru of America, Inc. All rights reserved.



QUALITY DRIVEN® SERVICE

**SERVICE BULLETIN**

**APPLICABILITY:** 2015-16MY Outback  
 2014-16MY Forester  
 Models with Power Rear Gate (PRG)

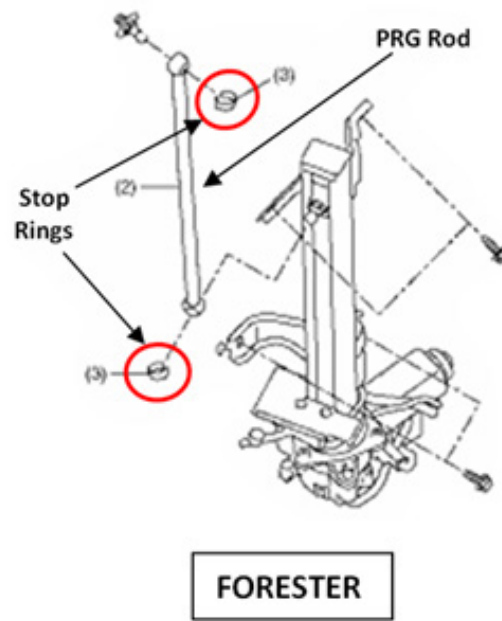
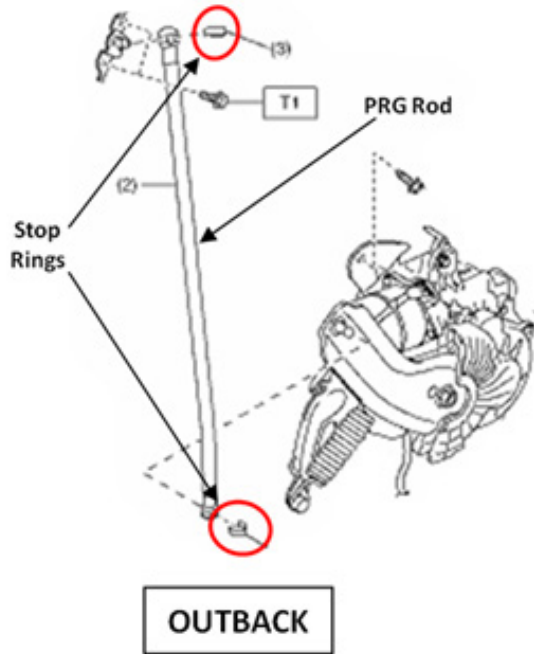
**NUMBER:** 07-103-15

**DATE:** 12/16/15

**SUBJECT:** PRG Rod Servicing / One-Time Use Part Information

**INTRODUCTION:**

This Service Information bulletin announces a new requirement regarding one-time use parts which must be replaced whenever disconnecting or replacing the PRG rod. The spring steel retaining clips (Stop Rings) which lock the PRG rod to the ball studs (pivot points) on either end are now **one-time use** items and must be replaced whenever they are removed. If the stop rings are not replaced, the rod may come off the ball stud during PRG operation.



**PART INFORMATION:**

DESCRIPTION	PART NUMBER
ROD STOP RING	63369SG000

*Continued...*

**CAUTION: VEHICLE SERVICING PERFORMED BY UNTRAINED PERSONS COULD RESULT IN SERIOUS INJURY TO THOSE PERSONS OR TO OTHERS.**

Subaru Service Bulletins are intended for use by professional technicians ONLY. They are written to inform those technicians of conditions that may occur in some vehicles, or to provide information that could assist in the proper servicing of the vehicle. Properly trained technicians have the equipment, tools, safety instructions, and know-how to do the job correctly and safely. If a condition is described, DO NOT assume that this Service Bulletin applies to your vehicle, or that your vehicle will have that condition.

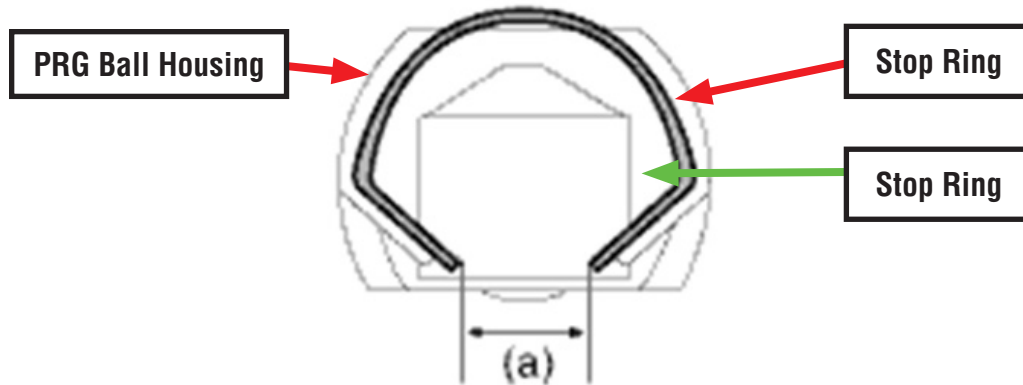
**SUBARU OF AMERICA, INC. IS ISO 14001 COMPLIANT**

ISO 14001 is the international standard for excellence in Environmental Management Systems. Please recycle or dispose of automotive products in a manner that is friendly to our environment and in accordance with all local, state and federal laws and regulations.

## SERVICE PROCEDURE / INFORMATION

- Always follow the applicable Service Manual procedure when replacing any PRG components.

**IMPORTANT:** When replacing the stop ring, **CAREFULLY** and gradually, apply force to install it onto the ball (pivot) housing. **DO NOT** use any excessive force which could deform the part. In the illustration below, the specification for dimension “a” is 6.4 – 7.2mm (.250” - .280”). If dimension “a” exceeds 7.2mm (.280”), the stop ring must be replaced. **NEVER** attempt to bend the clip back into specification.



### IMPORTANT REMINDERS:

- SOA strongly discourages the printing and/or local storage of service information as previously released information and electronic publications may be updated at any time.
- Always check for any open recalls or campaigns anytime a vehicle is in for servicing.
- Always refer to STIS for the latest service information before performing any repairs.