

- ATTENTION:**
- GENERAL MANAGER
 - PARTS MANAGER
 - CLAIMS PERSONNEL
 - SERVICE MANAGER

IMPORTANT - All Service Personnel Should Read and Initial in the boxes provided, right.

© 2015 Subaru of America, Inc. All rights reserved.



QUALITY DRIVEN® SERVICE

SERVICE BULLETIN

APPLICABILITY: 2015MY Outback Models

NUMBER: 12-193-15

SUBJECT: Design Change to Rear Seat Backrest Striker

DATE: 10/16/15

INTRODUCTION

This bulletin announces a design change to the rear seat backrest striker assembly. Prior to this change, if excessive force were to be applied to the reclining lever, the release cable could have become dislodged from the striker mechanism.




PRODUCTION CHANGE INFORMATION:

The new striker assemblies were incorporated into production starting with VIN F*304692.

PART INFORMATION

DESCRIPTION	PART NUMBER
STRIKER B ADJ OBK RH	64375AL02A
STRIKER B ADJ OBK LH	64375AL03A

The photos below show the difference between the “old” part and the “new”. The new striker assembly incorporates an additional bolted-in retaining bracket to enhance retention of the cable.



Continued...

CAUTION: VEHICLE SERVICING PERFORMED BY UNTRAINED PERSONS COULD RESULT IN SERIOUS INJURY TO THOSE PERSONS OR TO OTHERS.

Subaru Service Bulletins are intended for use by professional technicians ONLY. They are written to inform those technicians of conditions that may occur in some vehicles, or to provide information that could assist in the proper servicing of the vehicle. Properly trained technicians have the equipment, tools, safety instructions, and know-how to do the job correctly and safely. If a condition is described, DO NOT assume that this Service Bulletin applies to your vehicle, or that your vehicle will have that condition.

SUBARU OF AMERICA, INC. IS ISO 14001 COMPLIANT

ISO 14001 is the international standard for excellence in Environmental Management Systems. Please recycle or dispose of automotive products in a manner that is friendly to our environment and in accordance with all local, state and federal laws and regulations.

SERVICE PROCEDURE / INFORMATION

NOTE: If the cable becomes dislodged from the striker assembly, do not try to reconnect it. Replace the striker assembly.

Follow the procedure outlined in the applicable Service Manual when replacing the striker assembly.

IMPORTANT REMINDER: Whenever removing the rear seat cushion assembly, if any of the white plastic retaining hooks shown in the illustration to the right become dislodged from the body, they **MUST** be replaced to insure proper retention after reinstallation.



WARRANTY / CLAIM INFORMATION

For vehicles within the Basic New Car Limited Warranty period or covered by a Subaru Added Security Gold plan, this repair may be submitted using the following claim information:

LABOR DESCRIPTION	LABOR OPERATION #	FAIL CODE	LABOR TIME
ONE REAR SEAT BACK STRIKER R&R	A923-511	YGF-48	0.5
BOTH REAR SEAT BACK STRIKERS R&R	A923-514		0.9

IMPORTANT REMINDERS:

- SOA strongly discourages the printing and/or local storage of service information as previously released information and electronic publications may be updated at any time.
- Always check for any open recalls or campaigns anytime a vehicle is in for servicing.
- Always refer to STIS for the latest service information before performing any repairs.

Continued...