



Service Bulletin

SERVICE UPDATE

SUBJECT: Service Update for Inventory and Customer Vehicles
Driver's Side Front Roof Ditch Molding Water Leak
Expires with Base Warranty

MODELS: 2015 Cadillac Escalade
2015 Chevrolet Tahoe
2015 GMC Yukon

This service update includes vehicles in dealer inventory and customer vehicles that return to the dealership for any reason. This bulletin will expire at the end of the involved vehicle's New Vehicle Limited Warranty period.

PURPOSE

This bulletin provides a service procedure to repair the driver's side front roof ditch molding on certain 2015 model year Cadillac Escalade, Chevrolet Tahoe and GMC Yukon vehicles. These vehicles may exhibit a water leak originating from the driver's side front roof ditch molding. Water intrusion into the passenger compartment could wet the headliner, A-pillar molding and carpet, potentially causing staining, mold and mildew smell.

This service procedure should be completed as soon as possible on involved vehicles currently in dealer inventory and customer vehicles that return to the dealer for any type of service during the New Vehicle Limited Warranty coverage period.

VEHICLES INVOLVED

All involved vehicles are identified by VIN in the Global Warranty Management System – Investigate Vehicle History Application. Dealership technicians should always check this site to confirm vehicle involvement prior to beginning any required inspections and/or repairs. It is important to routinely use this tool to verify eligibility because not all similar vehicles may be involved regardless of description or option content.

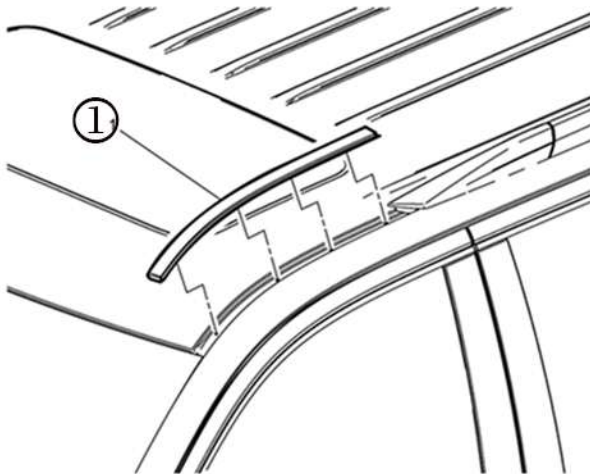
Additionally, a list of involved vehicles currently in dealer inventory is available on the "Service Update Bulletin Information" link under the "Service" tab in GM GlobalConnect (US) or attached to the GlobalConnect message (Canada) used to release this bulletin. Customer vehicles that return for service, for any reason, and are still covered under the vehicle's base warranty should also be checked for vehicle eligibility.

PART INFORMATION

Parts required to complete this service update are to be obtained from General Motors Customer Care and Aftersales (GMCCA). Please refer to your “involved vehicles listing” before ordering parts. Normal orders should be placed on a DRO = Daily Replenishment Order. In an emergency situation, parts should be ordered on a CSO = Customer Special Order.

Part Number	Description	Quantity/Vehicle
22798062	MOLDING ASM-RF PNL JT FIN	1
P10200 (Obtain from Kent Automotive*)	HIGH-TECH™ CLEAR SEAM SEALER (5 oz. Tube)	8 Applications Per Tube (Submit in Net Item)


* Contact Kent Automotive at 1-888-937-5368 or www.kent-automotive.com. **Do not order from GMCCA.**

SERVICE PROCEDURE

4110110


Note: Due to the likelihood of the retaining clips being damaged during molding removal, replacement of the finish molding is recommended.

1. Remove the left roof panel joint finish molding (1). Refer to *Roof Panel Joint Finish Molding Replacement* in SI.



4110114

2. In the area between the forward roof weld and the second roof stud (1), inspect for voids/gaps in the seam sealer **along the outboard edge** of the roof ditch.



4110117

Note: During sealer application, avoid excess sealer build up within the ditch, while assuring there are no voids in the full bead of sealer.

3. Overlapping at least 25 mm (1.0 in) each side, apply a maximum height 0.4 mm (0.157 in) bead of Kent Automotive High-Tech™ Clear Seam Sealer, the length of the area.



4110119

4. Install the new left roof panel joint finish molding, and remove any excess sealer squeeze out. Refer to *Roof Panel Joint Finish Molding Replacement* in SI.

WARRANTY TRANSACTION INFORMATION

Submit a transaction using the table below. All transactions should be submitted as a ZFAT transaction type, unless noted otherwise.

Labor Code	Description	Labor Time	Net Item
9101362	Remove/Install Left Roof Panel Joint Finish Molding, Apply Sealer to Roof Ditch	0.3	*

* The amount identified in “Net Item” should represent the actual sum total of the dealer net price for the High-Tech™ Clear Seam Sealer needed to perform the required repair, not to exceed \$4.56 USD, \$5.85 CAD, plus applicable Mark-Up or Landed Cost (for Export).

DEALER PROGRAM RESPONSIBILITY

Whenever a vehicle subject to this service update enters your vehicle inventory, or is in your facility for service in the future, and the vehicle is still covered under the New Vehicle Limited Warranty, you must take the steps necessary to be sure the service update correction has been made before selling or releasing the vehicle.



GM CUSTOMER CARE AND AFTERSALES
DCS3590
URGENT - DISTRIBUTE IMMEDIATELY

Date: March 17, 2015

Subject: 15183 – Service Update Bulletin
Driver's Side Front Roof Ditch Molding Water Leak

Models: 2015 Cadillac Escalade
2015 Chevrolet Tahoe
2015 GMC Yukon

To: All Cadillac, Chevrolet and GMC Dealers

Attention: General Manager, Service Advisor, Service Manager, Parts and
Service Director, Parts Manager, New Vehicle Sales Manager,
and Warranty Administrator

General Motors is releasing Service Update Bulletin 15183 today. The total number of U.S. vehicles involved is 139. Please see the attached bulletin for details.

Global Warranty Management (GWM)

The Investigate Vehicle History screen in GWM will be updated in the near future. A list of all involved vehicles is attached to this message. It is sorted by dealer Business Associate Code (BAC) for easy reference.

END OF MESSAGE

GM CUSTOMER CARE AND AFTERSALES