



	GROUP Body	MODEL 2016MY Sorento (UMa)
	NUMBER PS374	DATE January 2015
 		
SUBJECT: SORENTO (UMa) - FRONT LICENSE PLATE HOLDER IDENTIFICATION		

This Pitstop provides information related to part number and fitment identification for the front license plate holder on Sorento (UMa). Refer to the table below to quickly identify the correct license plate holder by model.


Model	License Plate Holder P/N	Figure
LX, EX	86519 C6000	
SX, SXL	86519 C6200	

Additionally, refer to the examples on Page 2 to identify correct and incorrect fitment of the license plate holder (P/N 86519 C6200) on different trim level vehicles.

Correct fitment: P/N 86519 C6200 installed on a Sorento (UMa) SX or SXL model.

A= License plate holder profile properly matches the curvature of the front fascia.

B= Bolt holes align properly with the front fascia.



Incorrect fitment: P/N 86519 C6200 installed on a Sorento (UMa) EX or LX model.

A= License plate holder profile does not match the curvature of the front fascia.

B= Large gaps are evident

