



GROUP

Climate

MODEL

2016MY  
Sorento (UMa)

NUMBER

027

DATE

February 2015

## TECHNICAL SERVICE BULLETIN

**SUBJECT:** SERVICE ACTION: A/C SUCTION HOSE/PIPE INSPECTION  
AND/OR MODIFICATION (SA 183)

This bulletin provides the procedure to inspect and, if necessary, correct the routing for the A/C suction hose/pipe on some 2016MY Sorento (UMa) vehicles, produced from October 27, 2014 through February 9, 2015, to prevent possible contact between the A/C suction hose/pipe and the compressor pulley. To correct and/or prevent this condition, follow the procedure outlined in this bulletin. Kia is requesting the completion of this Service Action on all affected vehicles, including dealer stock, prior to delivery. Before conducting the procedure, verify the vehicle is included in the list of affected VINs.

**\* NOTICE**

A Service Action is a repair program without customer notification that is performed during the warranty period. Any dealer requesting to perform this repair outside the warranty period will require DPSM approval.

Repair status for a VIN is provided on WebDCS (Service> Warranty Coverage> Warranty Coverage Inquiry> Campaign Information). Not completed Recall / Service Action reports are available on WebDCS (Consumer Affairs> Not Completed Recall> Recall VIN> Select Report), which includes a list of affected vehicles.

This issue number is SA183

File Under: <Climate >


Circulate To:  General Manager  Service Manager  Parts Manager

Service Advisor(s)  Technician(s)  Body Shop Manager  Fleet Repair

**SUBJECT** SERVICE ACTION: A/C SUCTION HOSE/PIPE INSPECTION AND/OR MODIFICATION (SA 183)

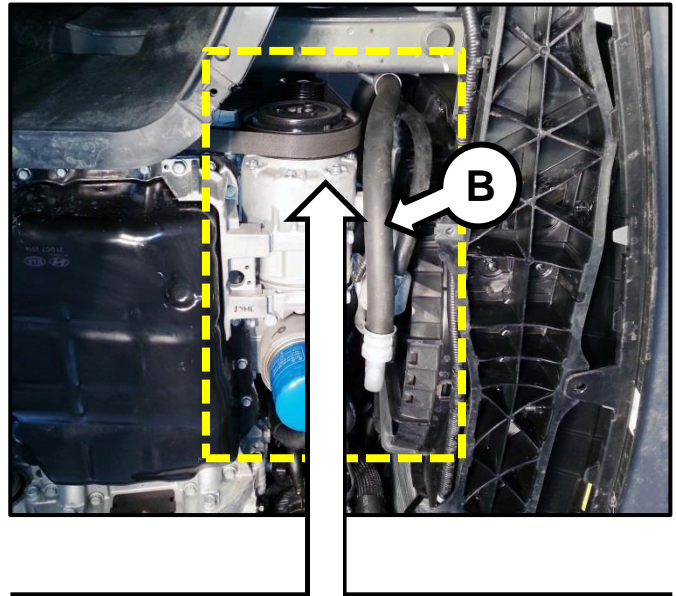
**Inspection Procedure:**

1. Place the vehicle on the lift and remove the underbody splash shield (A).




2. Inspect the routing of the A/C suction hose/pipe (B) and confirm there is no physical damage on the hose.

**\* NOTICE**  
If damage is confirmed, replace the A/C suction hose/pipe by referring to the applicable workshop manual on KGIS.



3. Measure the gap (C) between the A/C suction hose/pipe and the compressor pulley.

- If the gap (C) between the A/C suction hose/pipe and the pulley is less than 3/4" (19mm), proceed to the Service Procedure on Page 3.
- If the gap (C) between the A/C suction hose/pipe and the pulley is 3/4" (19mm) or more, no further action is required.




**SUBJECT: SERVICE ACTION: A/C SUCTION HOSE/PIPE INSPECTION AND/OR MODIFICATION (SA 183)**

**Service Procedure:**

1. Use your hand to apply gentle forward pressure to the A/C suction hose/pipe (D) in order to modify the routing away from the compressor pulley.

**\* NOTICE**

**ONLY a small amount of force is required to modify the A/C suction hose/pipe routing.**



2. Measure the gap between the A/C suction hose/pipe and the compressor pulley to verify a gap of at least  $\frac{3}{4}$ " (19mm).



## SUBJECT

SERVICE ACTION: A/C SUCTION HOSE/PIPE INSPECTION  
AND/OR MODIFICATION (SA 183)

## AFFECTED VEHICLE RANGE:

Model	Production Date Range
Sorento (UMa)	From October 27, 2014 through February 9, 2015

## WARRANTY INFORMATION:

Claim Type	Causal P/N	Qty.	N Code	C Code	Repair Description	Labor Op Code	Op Time	Replacement P/N	Qty.
W	97759 C6700	0	N99	C99	(SA 183) Suction Liquid Pipe Inspect	150A07R0	0.3 M/H	N/A	0
					(SA 183) Suction Liquid Pipe Adjust	150A07R1			

**\* NOTICE**

VIN inquiry data for this repair is provided for tracking purposes only. Kia retailers should reference SA183 when accessing the WebDCS system.