	GROUP CHA	MODEL 2011~13MY Sorento (XMa)
	NUMBER 059	DATE August 2015
TECHNICAL SERVICE BULLETIN		
SUBJECT: 2WD HUB/REAR WHEEL SPEED SENSOR REPLACEMENT		

This bulletin provides the procedure to replace the rear wheel hubs of some of Sorento (XMa) vehicles, produced from Job #1 through April 4th, 2012, which may experience a Diagnostic Trouble Code (DTC) (C1206 ~ C1211) due to possible water intrusion into the rear wheel speed sensor. To enhance customer satisfaction, this bulletin outlines the replacement of BOTH rear wheel hub assemblies to resolve the concern.

- C1206 Wheel Speed Sensor Rear-LH Open/Short
- C1207 Wheel Speed Sensor Rear-LH Range/Performance/Intermittent
- C1208 Wheel Speed Sensor Rear-LH Invalid/No Signal
- C1209 Wheel Speed Sensor Rear-RH Open/Short
- C1210 Wheel Speed Sensor Rear-RH Range/Performance/Intermittent
- C1211 Wheel Speed Sensor Rear-RH Rear-LH Invalid/No Signal



File Under: <Chassis>


Circulate To: ☒ General Manager ☒ Service Manager ☒ Parts Manager
 ☒ Service Advisor(s) ☒ Technician(s) ☒ Body Shop Manager ☐ Fleet Repair

SUBJECT: 2WD HUB/REAR WHEEL SPEED SENSOR REPLACEMENT

Service Procedure:

1. Remove the rear wheels.
2. Remove the rear calipers. **NOTE: make sure to properly support the rear calipers.**


Tightening torque:
47.0 ~ 54.2 lb-ft (63.7 ~ 73.5 Nm)



3. Remove the rear brake rotors.



4. Remove the retaining clip and connector from the wheel speed sensor.




SUBJECT: 2WD HUB/REAR WHEEL SPEED SENSOR REPLACEMENT


5. Remove four (4) bolts securing the wheel hub to the carrier.

Tightening torque:

57.9 ~ 72.3 lb-ft (78.5 ~ 98.1 Nm)



6. Remove the hub from the carrier.




7. Install the improved rear wheel hub by reversing the removal steps.
8. Reinstall all other removed components by reversing the order of removal.
9. Use GDS/KDS to Clear any DTCs from Active or History status.
10. Test-drive the vehicle to confirm proper operation.

SUBJECT: 2WD HUB/REAR WHEEL SPEED SENSOR REPLACEMENT

PRODUCTION DATE:

Model	Production Date Range
Sorento (XMa)	From Job #1 though April 4, 2012

PART INFORMATION:

Part Name	Part Number	Qty.	Figure
Rear Wheel Hub	52750 2B100	2	

WARRANTY INFORMATION:

Claim Type	Causal P/N	Qty.	N Code	C Code	Repair Description	Labor Op Code	Op Time	Replacement P/N	Qty.
W	52750 2B100	2	I3A	ZZ6	(CHA 059) 2WD Rear Hub Replace (Both Sides)	52710ROB	1.1 M/H	N/A	0