



Service Bulletin

File in Section: -

Bulletin No.: 15-NA-004


Date: October, 2015

TECHNICAL

Subject: Intermittent No Crank, Radio, HVAC Inoperative, Erratic Operation of I/P Cluster, DTCs U0140, U0155, U0194, U0198, U0170, U0078, U0164, U0151, U0159, U0168, U0214 Set

Attention: This Bulletin also applies to any of the above models that may be Middle East Export vehicles.

Brand:	Model:	Model Year:		VIN:		Engine:	Transmission:
		from	to	from	to		
GMC	Acadia	2013	2016			All	All

Condition	Some customers may comment on one or more of the following intermittent conditions: <ul style="list-style-type: none">• Erratic I/P cluster gauges• No crank• No radio
Cause	 <p>4281396</p> <p>This condition may be caused when the low speed LAN wire to the remote control door lock receiver (RCDLR) becomes pinched between the plastic rear HVAC headliner duct and the roof.</p>

Correction

Repair and insulate the damaged circuit. Reroute the harness away from the rear HVAC headliner duct following the procedure listed below.


Service Procedure:

1. Remove the LH and RH rear quarter upper trim panel. Refer to Upper Trim Panel Replacement in SI.
2. Remove the coat hooks. Refer to Coat Hook Replacement in SI.



4281747

3. Pull the headliner down, repair the necessary portion of the harness. Refer to Wiring Repairs in SI.




4281592

4. Reroute the RCDLR harness away from the opening for the rear HVAC duct on the headliner.

Warranty Information

For vehicles repaired under warranty, use:



4281589

Labor Operation	Description	Labor Time
5480138	Repair Damaged Circuit and Rerouting RCDLR Harness	0.3 hr

Version	1
Modified	

GM bulletins are intended for use by professional technicians, NOT a "do-it-yourselfer". They are written to inform these technicians of conditions that may occur on some vehicles, or to provide information that could assist in the proper service of a vehicle. Properly trained technicians have the equipment, tools, safety instructions, and know-how to do a job properly and safely. If a condition is described, DO NOT assume that the bulletin applies to your vehicle, or that your vehicle will have that condition. See your GM dealer for information on whether your vehicle may benefit from the information.



WE SUPPORT VOLUNTARY
TECHNICIAN
CERTIFICATION