

SB-10058251-1199



Michael A. Berardi
Director
Service Engineering Operations
Ford Customer Service Division

Ford Motor Company
P. O. Box 1904
Dearborn, Michigan 48121

July 16, 2015

TO: All U.S. Ford and Lincoln Dealers

SUBJECT: **Regional Program 15R01 – Supplement #1**
Certain 2013-2015 Model Year Fusion and MKZ and 2015 Model Year Edge Vehicles
Not Covered Under Safety Recall 15S14
Steering Gear Motor Bolt Corrosion

REF: **Safety Recall 15S14 – Supplement #3**
Dated July 10, 2015

REASON FOR THIS SUPPLEMENT

Provide updated labor allowances and technical instructions.

AFFECTED VEHICLES (Not registered in corrosion states which are covered under Safety Recall 15S14)

Vehicle Line	Model Year	Assembly Plant	Build Dates
Fusion	2014-2015	Flat Rock	Job #1 2014 through March 13, 2015
Fusion	2013-2015	Hermosillo	Job #1 2013 through March 19, 2015
MKZ	2013-2015	Hermosillo	Job #1 2013 through March 20, 2015
Edge	2015	Oakville	February 26, 2015 through February 28, 2015

Affected vehicles are identified in OASIS.

REASON FOR THIS REGIONAL PROGRAM

In some of the affected vehicles, when operated in high-corrosion environments associated with road salt use, one or more of the three steering gear motor bolts may fracture due to corrosion. If this occurs, it may result in a loss of power steering assist, increasing the risk of a crash. The mechanical linkage between the steering wheel and the road is maintained at all times. The steering system will default to manual steering mode, allowing the vehicle to be steered in a safe and controlled manner. Owners that have identified fractured steering gear motor bolts, operate their vehicle in a corrosive environment (e.g., where road salt is used in winter months), or have concerns regarding the steering gear motor bolts on their vehicle, are eligible for repairs under this Regional Program.

SERVICE ACTION

Upon customer request, dealers are to remove the original steering gear motor bolts, install revised bolts, and apply sealant to specified areas of the steering gear. If any bolts are broken, missing or break during removal, dealers will replace the steering gear assembly. This service must be performed on affected vehicles at no charge to the vehicle owner.

OWNER NOTIFICATION MAILING SCHEDULE

Owner Letters will be mailed the week of week of June 22, 2015. Owners will be instructed to schedule a service appointment without delay if any steering gear motor bolts are missing or broken. If not evident, owners may still request the remedy if they operate their vehicle in corrosive environments associated with road salt use, or have concerns regarding steering gear motor bolts on their vehicle.

New! ATTACHMENTS

- Attachment I: Administrative Information
 - Attachment II: Labor Allowances and Parts Ordering Information
 - Attachment III: Technical Information
- Owner Notification Letter

QUESTIONS & ASSISTANCE

Special Service Support Center (Dealer Assistance Only)1-800-325-5621

Sincerely,



Michael A. Berardi

Regional Program 15R01 – Supplement #1
Certain 2013-2015 Model Year Fusion and MKZ and 2015 Model Year Edge Vehicles
Not Covered Under Safety Recall 15S14
Steering Gear Motor Bolt Corrosion

OASIS ACTIVATED?

Yes, OASIS will be activated on June 18, 2015.

FSA VIN LIST ACTIVATED?

No, FSA VIN list will not be activated for this Regional Program.

STOCK VEHICLES

New in-stock vehicles are not affected by the covered issue; no repairs are required prior to sale.

SOLD VEHICLES

Owners of affected vehicles will be directed to contact their dealer for repairs if any steering gear motor bolts are missing or broken, if they operate their vehicle in a corrosive environment (e.g., where salt is used on the roads in the winter months), or if they have concerns regarding the steering gear motor bolts on their vehicle.

TITLE BRANDED / SALVAGED VEHICLES

Affected title branded and salvaged vehicles are eligible for this Regional Program.

ADDITIONAL LABOR TIME AND/OR PARTS

Contact the Special Service Support Center (SSSC) if you have any of the following:

- Damage that you believe was caused by the covered condition.
- A condition that requires additional labor and/or parts to complete the repair.
- Aftermarket equipment or non-Ford modifications to the vehicle which might prevent the repair of the covered condition.

Contact the SSSC **prior** to the repair. Please be prepared to provide your requested additional warranty part cost, estimated additional labor time, and dealer specific labor rate. Requests for approval after completion of the repair may not be granted. Ford Motor Company reserves the right to deny coverage for related damage in cases where the vehicle owner has not had this program performed on a timely basis. Additional related damage parts are subject to random selection for return to the Ford Warranty Parts Analysis Center (WPAC).

Regional Program 15R01 – Supplement #1
Certain 2013-2015 Model Year Fusion and MKZ and 2015 Model Year Edge Vehicles
Not Covered Under Safety Recall 15S14
Steering Gear Motor Bolt Corrosion

OWNER REFUNDS

- This FSA may still be performed, even if the owner has paid for a previous repair. Claiming a refund will not close this Regional Program.
- Ford Motor Company is offering a refund for owner-paid repairs covered by this program if the repair was performed before the date of the Owner Notification Letter. This refund offer expires December 31, 2015.
- Dealers are also pre-approved to refund owner-paid emergency repairs that were performed away from an authorized servicing dealer after the date of the Owner Notification Letter. There is no expiration date for emergency repair refunds. Non-covered repairs, or those judged by Ford to be excessive, will not be reimbursed.
- Refunds will only be provided for the cost associated with steering gear replacement caused by corroded steering gear motor bolts.

RENTAL VEHICLES

The use of rental vehicles is not authorized for this Regional Program.

CLAIMS PREPARATION AND SUBMISSION

- Enter claims using Direct Warranty Entry (DWE) or One Warranty Solution (OWS).
- DWE: Refer to ACESII manual for claims preparation and submission information.
- OWS: When entering claims in DMS software, select claim type 31: Field Service Action. The FSA number (15R01) is the sub code.
- Refer to ACESII manual for claims preparation and submission information.
- Additional labor and/or parts must be claimed as related damage on a repair line that is separate from the repair line on which the FSA is claimed. Additional labor and/or parts require prior approval from the Special Service Support Center.
- Submit refunds on a separate repair line.
 - Program Code: 15R01
 - Misc. Expense: ADMIN
 - Misc. Expense: REFUND
 - Misc. Expense: 0.2 Hrs.
- Multiple refunds should be submitted on one repair line and the invoice details for each repair should be detailed in the comments section of the claim.
- **Provision for Locally Obtained Supplies:** Valugard VG-101A Rust Inhibitor Aerosol or Daubert NOX RUST® 7703-W. Submit on the same line as the repair.
 - Program Code: 15R01
 - Misc. Expense: OTHER
 - Misc. Expense: Claim up to \$5.00

Regional Program 15R01 – Supplement #1
 Certain 2013-2015 Model Year Fusion and MKZ and 2015 Model Year Edge Vehicles
 Not Covered Under Safety Recall 15S14
 Steering Gear Motor Bolt Corrosion

New! LABOR ALLOWANCES

Description	Labor Operation	Labor Time
Install three new steering gear motor bolts and apply sealer to specific locations on steering gear	15R01C	<i>Edge/Fusion/MKZ 1.0 Hrs</i> <i>MKZ 3.7L TiVCT 1.7 Hrs</i>
One of the three steering gear motor bolts broke attempting to remove - replace steering gear assembly (includes time to set toe)	15R01D	<i>Edge/Fusion 3.7 Hrs</i> <i>MKZ 4.3 Hrs</i> <i>MKZ 3.7 TiVCT 4.8 Hrs</i>
Vehicle arrives at dealer with steering gear motor bolt(s) broken - replace steering gear assembly (includes time to set toe)	15R01E	<i>Edge/Fusion 3.5 Hrs</i> <i>MKZ 4.2 Hrs</i> <i>MKZ 3.7 TiVCT 4.7 Hrs</i>

New! PARTS REQUIREMENTS / ORDERING INFORMATION

All Vehicles

Part Number	Description	Quantity
W503298-S439	Steering Gear Motor Bolts (one package includes four bolts – three bolts required per vehicle)	1
VG-101A	Valugard Rust Inhibitor Aerosol (obtain from www.valugard.net)	Claim as MISC OTHER
7703-W	Daubert NOX RUST® (obtain from www.daubertchemical.com)	

MKZ with 3.7L TiVCT Engine

Part Number	Description	Quantity
W520103-S442	<i>Exhaust Nut (one package includes four nuts – 8 nuts required per vehicle)</i>	2
7T4Z-9450-AA	<i>Exhaust Gasket – Exhaust Y-pipe to catalyst</i>	1
BT4Z-9450-A	<i>Exhaust Gasket – Exhaust Y-pipe to muffler assembly</i>	1

Regional Program 15R01 – Supplement #1
Certain 2013-2015 Model Year Fusion and MKZ and 2015 Model Year Edge Vehicles
Not Covered Under Safety Recall 15S14
Steering Gear Motor Bolt Corrosion

New! PARTS REQUIREMENTS / ORDERING INFORMATION (continued)

The DOR/COR number for this recall is 50604.

NOTE: Either Valugard or Daubert brand products can be used.

- For assistance obtaining Valugard products, contact Automotive International customer service at 800-543-7156 Monday – Friday 8:00AM to 5:00PM Eastern Time.
- For assistance obtaining Daubert products, contact Daubert at 800-688-0459 Monday – Friday 8:00AM to 5:00PM Central Time.

Both Valugard and Daubert have rust preventative product available in bulk quantities (e.g. Quarts, 5-gallons, and larger). These products are applied using commercially available spray equipment compatible with cavity wax coatings. In addition, both Valugard and Daubert also have spray equipment available for application.

- Valugard – Part Number VG-CRG
- Daubert – Part Number 3300 HSDR Pressure Pot Kit

Questions regarding parts should be directed to the Special Service Support Center (1-800-325-5621) or E-mailed to: Ford@Renkim.com.

DEALER PRICE

For latest prices, refer to DOES II.

PARTS RETENTION AND RETURN

Follow the provisions of the Warranty and Policy Manual, Section 1 “WARRANTY PARTS RETENTION AND RETURN POLICIES.”

EXCESS STOCK RETURN

Excess stock returned for credit must have been purchased from Ford Customer Service Division in accordance with Policy Procedure Bulletin 4000.

**CERTAIN 2013 THROUGH 2015 MODEL YEAR FUSION AND MKZ AND 2015
MODEL YEAR EDGE VEHICLES NOT COVERED UNDER SAFETY RECALL 15S14
— STEERING GEAR MOTOR BOLT CORROSION**

NEW! SERVICE PROCEDURE

Remove Underbody Shields - Fusion and MKZ Vehicles

NOTE: For Edge vehicles, proceed to Page 2.

1. Remove the engine front undershield and the engine undershield. Please follow the Workshop Manual (WSM) procedures in Section 501-02.
2. Remove both underbody side shields. See Figure 1.

NOTE: Left side shown right side similar.




FIGURE 1

3. Remove the six nuts and the underbody crossbrace. See Figure 2.




FIGURE 2



Remove Underbody Shields - Edge Vehicles

1. Remove the underbody shield. See Figure 3.

NOTE: One piece underbody shield shown two piece underbody shield similar.

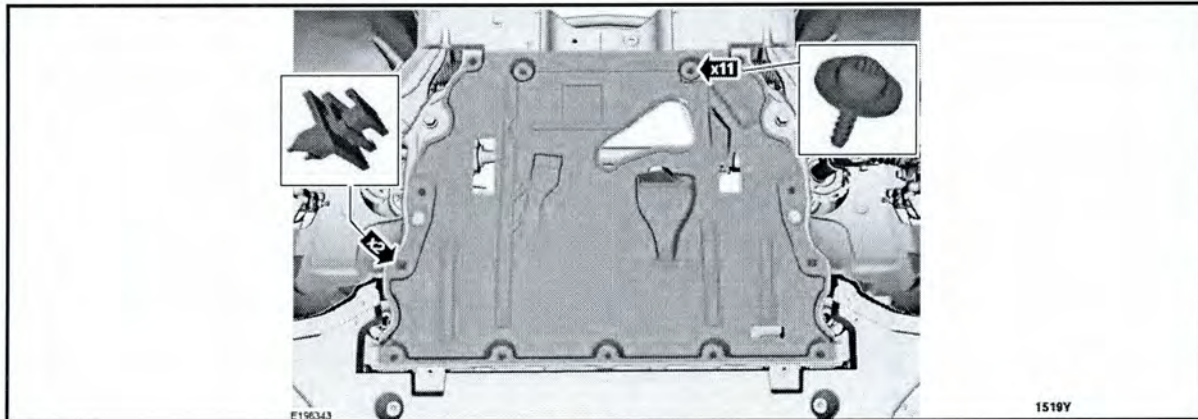


FIGURE 3

2. If equipped, remove the center underbody shield. See Figure 4.




FIGURE 4

3. If equipped, remove the steering gear motor heat shield. See Figure 5.




FIGURE 5



MKZ Vehicles Equipped With 3.7L

1. Remove the exhaust y-pipe. Please follow the WSM procedures in Section 309-00B.
2. Remove the right hand (RH) roll restrictor bolt. See Figure 6.

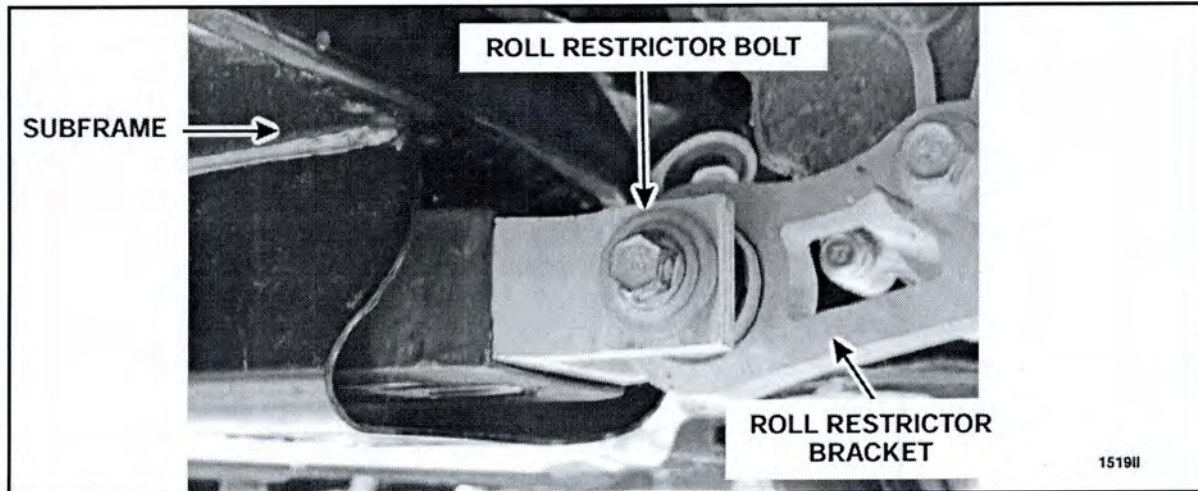


FIGURE 6

3. With the help of an assistant using a pry bar between the subframe and roll restrictor bracket, position the engine forward to provide clearance. Remove the steering gear motor heat shield. See Figure 7.

NOTE: Edge steering gear motor heat shield shown MKZ similar.




FIGURE 7



Steering Gear Motor Inspection - All Vehicles

1. Inspect the steering gear motor for signs of separation, broken or missing bolts. See Figure 8.
2. Are any of the bolts broken or missing, or is a gap is present between the motor and motor housing?

Yes – replace the steering gear. Please follow the WSM procedures in Section 211-02.

Proceed to "Apply Corrosion Protection" on Page 7.

No – proceed to "Replace Steering Gear Motor Bolts".




FIGURE 8

Replace Steering Gear Motor Bolts - All Vehicles

NOTE: This repair involves the replacement of the three steering gear motor to steering gear housing bolts. See Figures 9, 10, 11, 12 and 13.




FIGURE 9



Important: The steering gear motor bolts must be removed and replaced one at a time to preserve belt tension. Failure to do so may result in belt damage and steering gear replacement may be required.

1. Working from the front of the subframe, first replace steering gear motor bolt one. Then replace bolt two. See Figures 10 and 11.

- Tighten to 22.5 Nm (17 lb-ft).

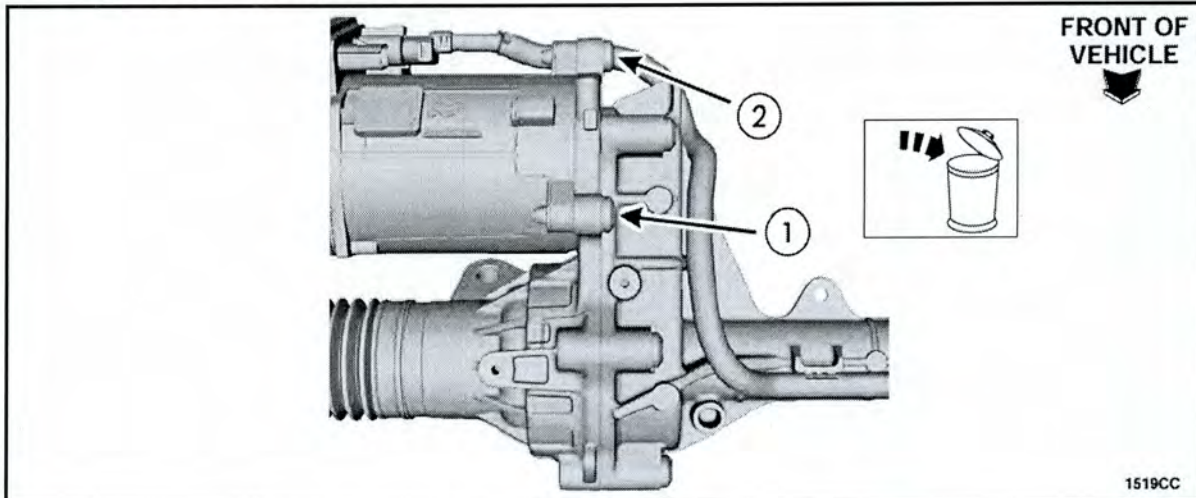


FIGURE 10




FIGURE 11



2. Working from the rear of the subframe, replace steering gear motor bolt three, then proceed to "Apply Corrosion Protection" on Page 7. See Figures 112 and 13.

- Tighten to 22.5 Nm (17 lb-ft).

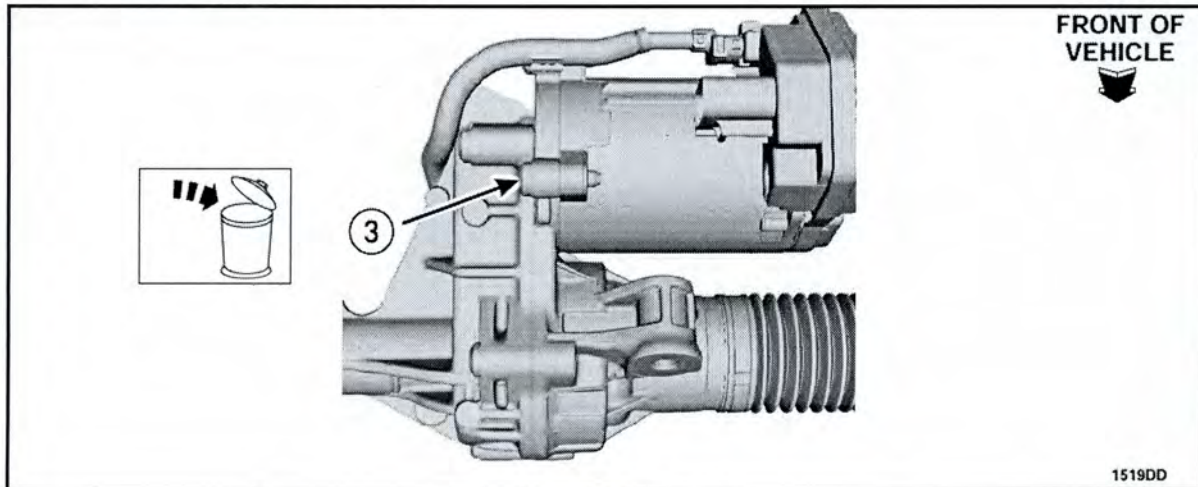


FIGURE 12




FIGURE 13



Apply Corrosion Protection

NOTE: Valugard Rust Inhibitor Aerosol VG-101A or Daubert NOX RUST® 7703-W Corrosion Protection (sealant) must be applied to the eight steering gear bolt heads, threads, and the steering gear motor to gear housing mating seam. See Figures 14 and 15.

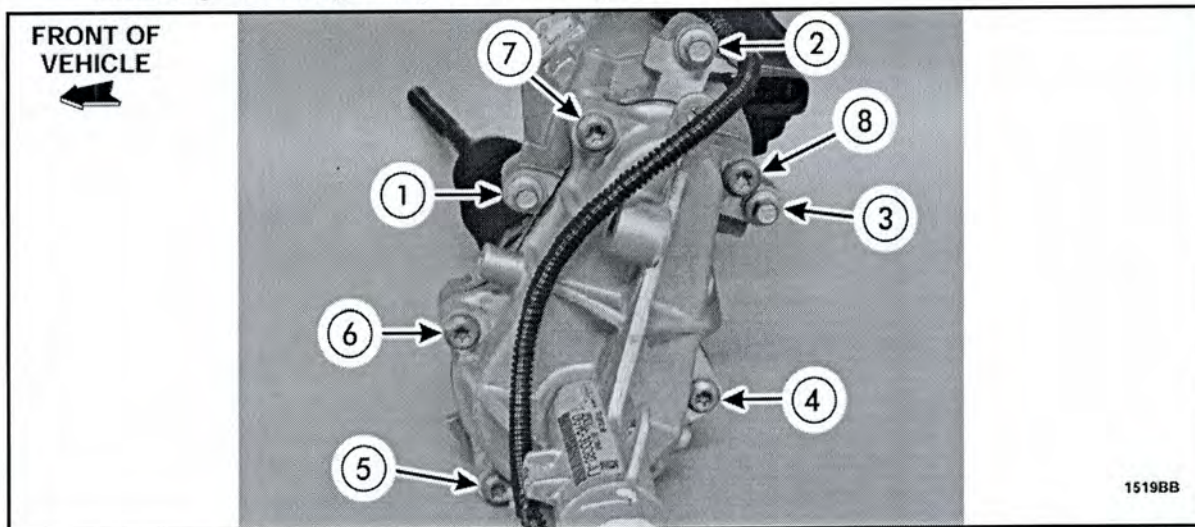


FIGURE 14

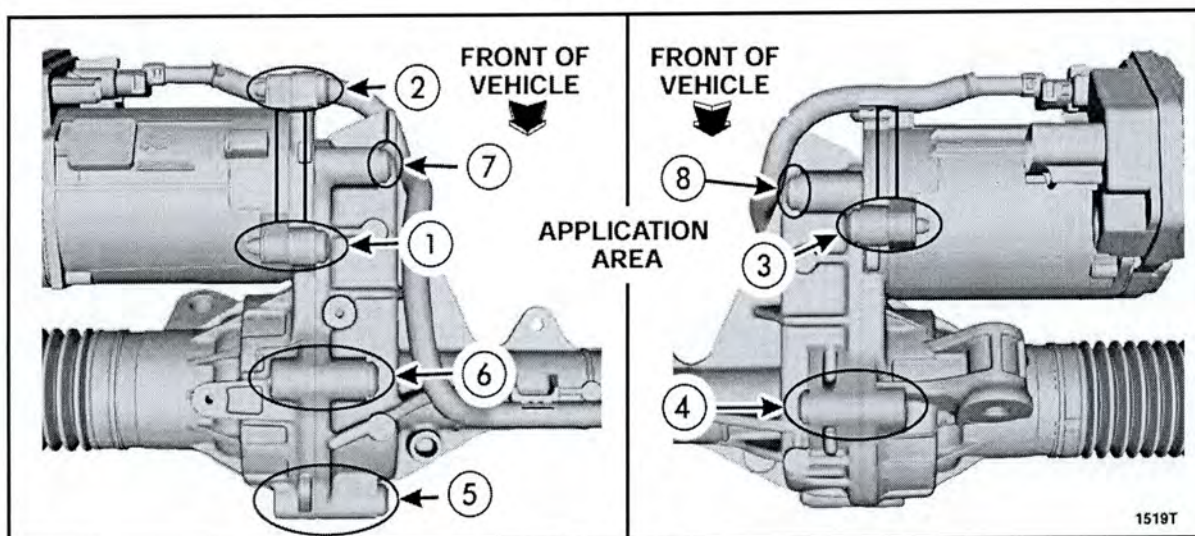


FIGURE 15



1. Remove the RH front wheel. Please follow the WSM procedures in Section 204-04A.
2. Working from inside the RH wheelwell, insert spray nozzle under motor and forward between motor and gear. Apply sealant to housing and gear motor seam, gear motor and housing bolts five and six heads, threads and thread holes. See Figures 16 and 17.

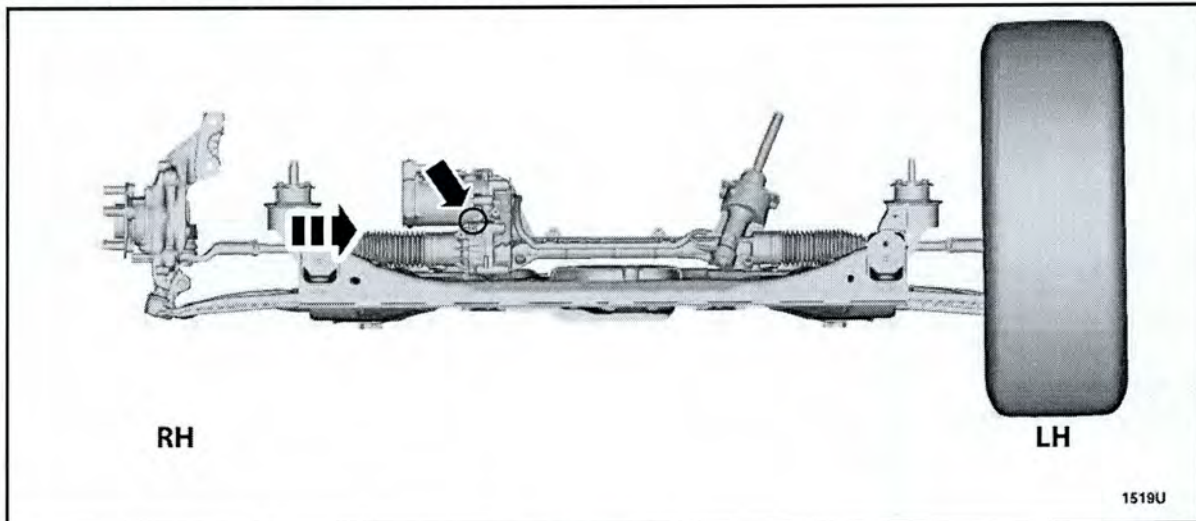


FIGURE 16




FIGURE 17



3. Working from the rear of the subframe, insert nozzle between the steering gear and subframe underneath housing seam. Apply sealant to gear motor bolt three, steering gear to housing seam and housing bolts four and eight heads, threads and thread holes. See Figures 18 and 19.

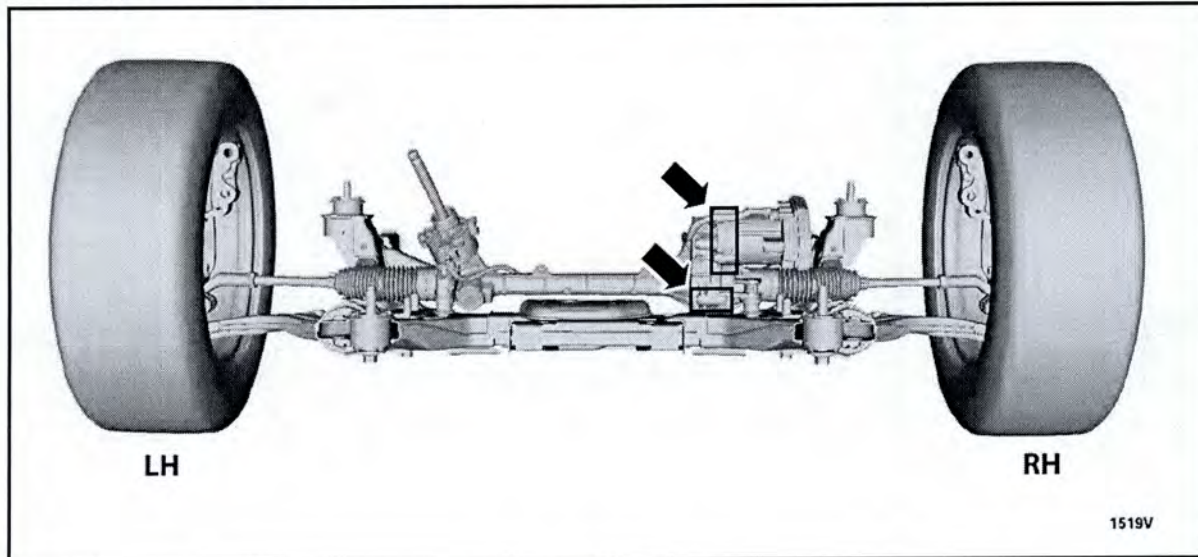


FIGURE 18

SPRAY SEALANT INTO OR ON:

- BENEATH WIRE GEAR MOTOR HARNESS
- BOLT HEADS
- TOP OF GEAR MOTOR TO HOUSING SEAM




FIGURE 19



NOTE: Be sure the sealant coats the top of the gear motor seam and the bolt thread holes.

4. Working from the front of the subframe, insert nozzle between steering gear and subframe housing seam. Apply sealant to gear motor bolts one and two, steering gear to housing seam, housing bolts five, six and seven heads, threads and thread holes. See Figures 20 and 21.





FIGURE 20



SPRAY SEALANT INTO OR ON:

- BOLT THREAD HOLES
- BOLT HEADS
- GEAR MOTOR TO HOUSING SEAM

FIGURE 21

5. Install the RH front wheel. Please follow the WSM procedures in Section 204-04A.



MKZ Vehicles Equipped With 3.7L

1. *With the help of an assistant using a pry bar between the subframe and roll restrictor bracket, position the engine forward to provide clearance. Install the steering gear motor heat shield. See Figure 7.*
 - *Tighten to 8 Nm (71 lb-in).*
2. *Install the RH roll restrictor bolt. See Figure 6.*
 - a. *Clean the bolt threads using a suitable wire brush.*
 - b. *Apply Motorcraft Threadlock 262/TA-26 to restrictor bolt.*
 - *Tighten to 115 Nm (85 Lb-ft).*
3. *Install the exhaust y-pipe. Please follow the WSM procedures in Section 309-00B.*

Install Underbody Shields - Edge Vehicles

1. *If equipped, install the steering gear motor heat shield. See Figure 5.*
 - *Tighten to 8 Nm (71 lb-in).*
2. *If equipped, install the center underbody shield. See Figure 4.*
3. *Install the underbody shield. See Figure 3.*

Install Underbody Shields - Fusion and MKZ Vehicles

1. *Install the underbody crossbrace and the six nuts. See Figure 2.*
 - *Tighten to 45 Nm (33 lb-ft).*
2. *Install both underbody shields. See Figure 1.*
 - *Tighten to 9 Nm (80 lb-in).*
3. *Install the engine front undershield and the engine undershield. Please follow the WSM procedures in Section 501-02.*

