



# Service Bulletin

File in Section: -

Bulletin No.: PI1442

Date: March, 2015

## PRELIMINARY INFORMATION

**Subject:** Intermittent Engine Stall and/or Crank/No Start with No DTCs

**Models:** 2013-2014 Chevrolet Spark

### Condition/Concern

Some customers may comment that the engine may intermittently stall and/or crank with a no start condition.

Upon further investigation, the technician may not find any DTCs set as history or current in the vehicle.

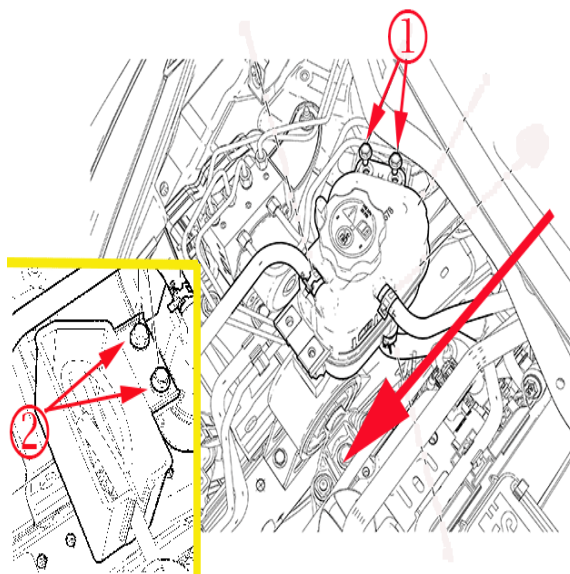
This condition may be caused by the ignition coil ground G107 bolt being too long causing the bolt to bottom out before generating the proper torque specification, creating a poor contact on the ground wire, circuit 150 (black).

### Recommendation/Instructions

The bolt may feel and look properly torqued but if the conditions above exist, inspect the ignition ground G107 bolt for the proper length. If incorrect length, replace the bolt with a shorter bolt, P/N 11561025.

Follow the procedure below:

#### Inspect or Replace G107 Bolt

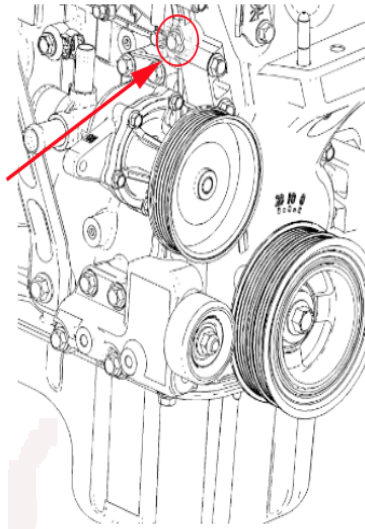


4110948

1. Reposition the radiator surge tank forward of the vehicle to gain access to the G107 bolt.

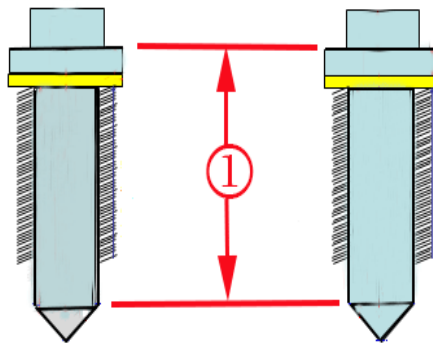
**Note:** Do not drain any coolant from the system.

- 1.1. Remove the surge tank bolts (1) and then reposition the tank.
- 1.2. If equipped with a block heater, remove the block heater connecting plug holder bolts (2) and then reposition the tank.



4110954

2. Remove the G107 bolt.



4110962

3. Measure the length (1) of the bolt as illustrated above.
  - The correct length is approximately 16.4 mm (0.65 in).
  - The incorrect length is approximately 20.8 mm (0.82 in).
4. If the bolt is the correct length, inspect the bolt and ground wire for possible cause of the engine stalling and/or crank with a no start condition. If no root cause was found, reinstall the original bolt and continue diagnoses. Skip to step 6. Refer to SI for further diagnostics.
5. If the bolt is the incorrect length, replace the bolt with a shorter bolt, P/N 11561025.
6. Reinstall G107 bolt.
7. Reinstall the radiator surge tank.
8. Verify the condition as been corrected.

## Parts Information

Part Number	Description
11561025	Bolt, M6X1X16, 13.5 THD

## Warranty Information

For vehicles repaired under the Bumper-to-Bumper coverage (Canada Base Warranty coverage), use the following labor operation. Reference the Applicable Warranties section of Investigate Vehicle History (IVH) for coverage information.

Labor Operation	Description	Labor Time
5480118*	Inspect Ignition Coil Ground Bolt	0.3 hr
Add	Replace Ignition Coil Ground Bolt	0.1 hr

\*This is a unique Labor Operation for Bulletin use only. It will not be published in the Labor Time Guide.