



Technical Bulletin

Model(s)	Year	Eng. Code	Trans. Code	VIN Range From	VIN Range To
Golf, GTI, Golf Sportwagen, Golf R, eGolf	2016	All	All	All	All

Condition

91 15 15 December 18, 2015 2042718

MIB2 MQB Discover Media and MIB2 MQB Composition Media

* (Composition Media for eGolf ONLY)

 **Note:**

For Golf, GTI, and Golf Sportwagen, this bulletin only applies to vehicles with PR code(s) 7UF.

For Golf R and eGolf, this bulletin applies to all vehicles EXCEPT vehicles with PR code 7UG.

In addition to the symptoms listed below, this programming update proactively improves various other radio characteristics.

The customer may complain of one or more of the following symptoms:

- Infotainment system freezes or reboots
- Infotainment system turns off at random
- Navigation system malfunctions or is inoperative
- Navigation announcements speak in German
- Adjustment of subwoofer settings sporadically unavailable in setup menu
- Sirius radio issues
- Compass display in instrument cluster is erratic or malfunctions
- Crackling or static noise from speakers
- Automatic clock update for Daylight Savings Time malfunctions
- Abnormal sound output and/or delayed sound output from speakers
- Android Auto malfunctions or is inoperative

Technical Background

This procedure resolves the concern(s) specified above by updating the MIB2 MQB infotainment system software to the latest level **0245**.



Technical Bulletin

Production Solution

Not applicable.

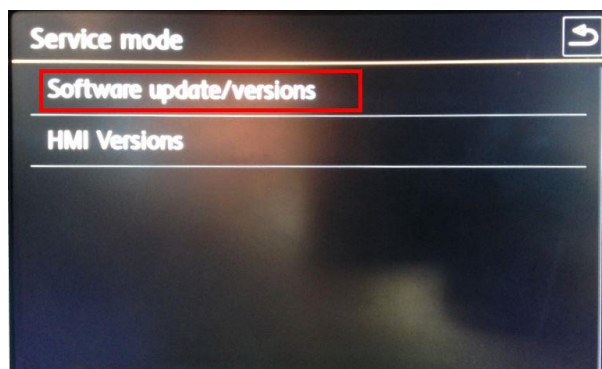
Service

Software Update Procedure

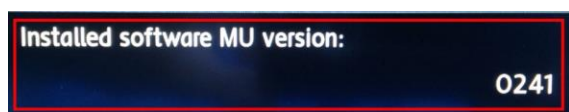
Note:

This Technical Bulletin must be read in its entirety before attempting the software update.

- Connect Midtronics InCharge 940 (INC 940) or GRX3000VAS Tester/Charger to the vehicle's battery.
- Switch the ignition to the ON position.
- Switch ON the radio.
- Check the Software Version by pressing and holding the "Menu" hard key button for 10 seconds to enter "Service Mode".



- Select "Software update/versions" on the touch screen menu.



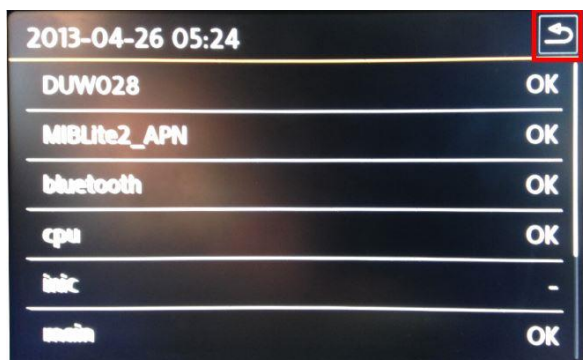
- If the current "Installed software MU version" is lower than **0245**, proceed with this Technical Bulletin.
- If the current "Installed software MU version" is greater than or equal to **0245**, this work procedure does not apply.

- Insert the applicable software update SD card into the 5F module SD card reader located in the glove box.
- Press "Update" on the touch screen menu.

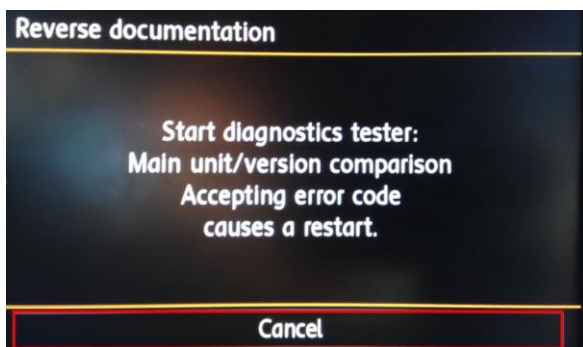


Technical Bulletin

- Press “SD card” on the touch screen menu.
- Press “MST2_US_VW_ZR_P0245T (0245-2)” on the touch screen menu.
- Press “Start” on the touch screen menu.
- Press “Next” on the touch screen menu.



- This screen will be displayed once the update process is complete.
- Press the back arrow key on the touch screen menu.



- Press “Cancel” on the touch screen menu.

- It is not necessary connect the diagnostic tester.
- The update is now complete, remove the s/d card from the 5F module SD card reader and return the s/d card to the original storage container.



Technical Bulletin

Warranty

To determine if this procedure is covered under Warranty, always refer to the Warranty Policies and Procedures Manual ¹⁾					
Model(s)	Year(s)	Eng. Code(s)	Trans. Code(s)	VIN Range From	VIN Range To
Golf, GTI, Golf Sportwagen, Golf R, eGolf	2016	All	All	All	All
SAGA Coding					
Claim Type:	Use applicable Claim Type ¹⁾				
Service Number:	Damage Code	HST		Damage Location (Depends on Service No.)	
9130	0039	--		Use applicable when indicated in Elsa (L/R)	
Parts Manufacturer	Golf, GTI, Golf Sportwagen, Golf R, eGolf			YD5 ²⁾	
Labor Operation ³⁾ : Update programming			91302599 = 40 TU		
Labor Operation ³⁾ : Charge Battery			27068950 = 10 TU		
Causal Part: Select Labor Operation			91302599		
Diagnostic Time ⁴⁾					
GFF Time expenditure	01500000 = 00 TU max.			NO	
Road Test	01210002 = 00 TU 01210004 = 00 TU			NO	
Technical Diagnosis	01320000 = 00 TU max.			NO	
Claim Comment: Input "As per Technical Bulletin 2042718" in comment section of Warranty Claim.					
¹⁾ Vehicle may be outside any Warranty in which case this Technical Bulletin is informational only					
²⁾ Code per warranty vendor code policy.					



Technical Bulletin

- ³⁾ Labor Time Units (TUs) are subject to change with ELSA updates.
⁴⁾ Documentation required per Warranty Policies and Procedures Manual.

Required Parts and Tools

No Special Parts required.

Tool Description	Tool No:
Midtronics Battery Tester/Charger	InCharge 940 (INC-940) Or GRX3000VAS
SD Card: MY 2016 Golf, GTI, Golf Sportwagen, Golf R, eGolf	SW0245TSUD

Additional copies of the SD card may be ordered from Volkswagen Technical Literature Ordering Center at www.vw.techliterature.com.

Additional Information

All part and service references provided in this Technical Bulletin are subject to change and/or removal. Always check with your Parts Dept. and Repair Manuals for the latest information.