



# SERVICE BULLETIN

Classification: EC14-005a	Reference: NTB14-103a	Date: February 10, 2015
------------------------------	--------------------------	----------------------------

## 2013-2015 FRONTIER; FUEL TANK HARD TO FILL

This bulletin has been amended to include 2015 Model Year. Please discard the previous version.

**APPLIED VEHICLES:** 2013 – 2015 Frontier (D40)  
**APPLIED VIN AND DATE:** Built before 1N6AD0FV(\*)FN 728141 / Oct 1, 2014  
Shortbed Crew Cab vehicles **only**

### IF YOU CONFIRM

The fuel tank is slow or difficult to fill.

### ACTION

Replace the vent tube that connects the charcoal canister to the fuel tank with the one from the Parts Information table.

**NOTE:** When working on or near the fuel system and its related components, please observe the General Precautions in the Electronic Service Manual (ESM) section, **FL – Fuel System.**

**IMPORTANT:** The purpose of “ACTION” (above) is to give you a quick idea of the work you will be performing. You **MUST** closely follow the entire Service Procedure as it contains information that is essential to successfully completing the repair.

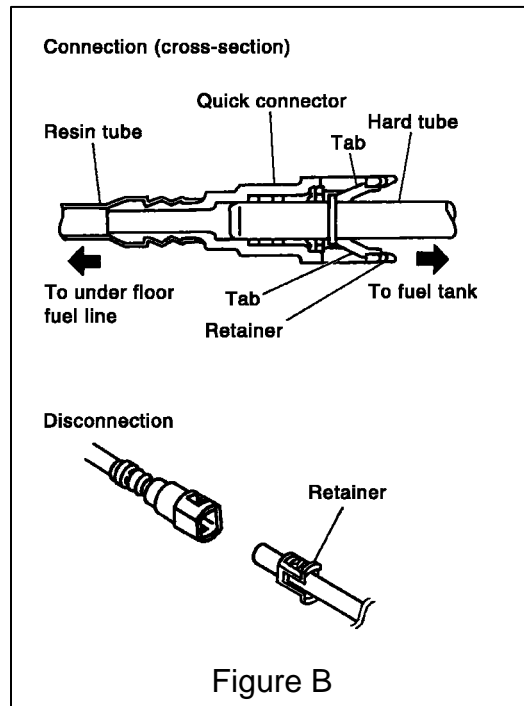
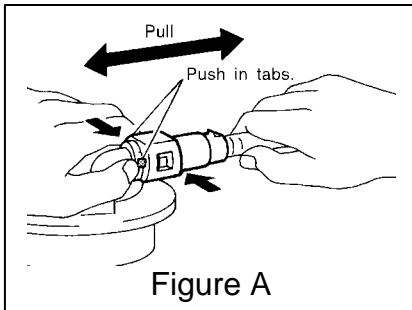
Nissan Bulletins are intended for use by qualified technicians, not 'do-it-yourselfers'. Qualified technicians are properly trained individuals who have the equipment, tools, safety instruction, and know-how to do a job properly and safely. NOTE: If you believe that a described condition may apply to a particular vehicle, DO NOT assume that it does. See your Nissan dealer to determine if this applies to your vehicle.

## SERVICE PROCEDURE

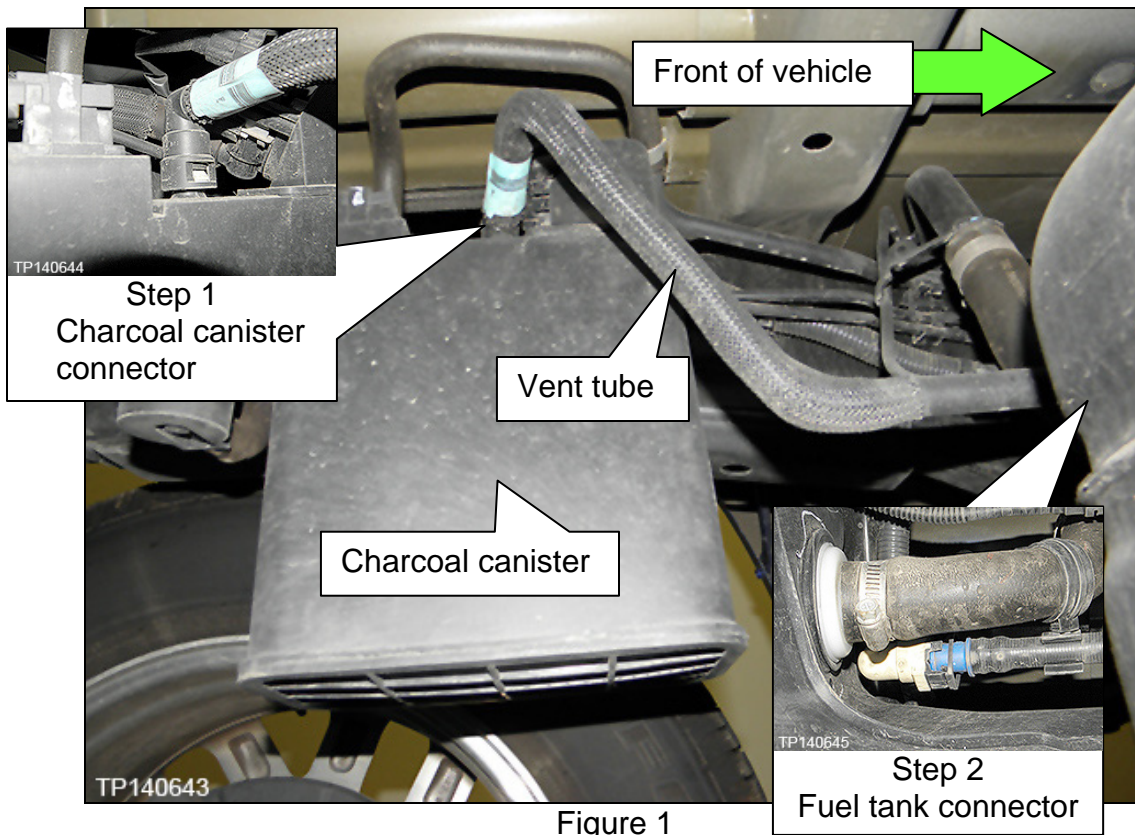
Replace the charcoal canister to fuel tank vent hose with the one from the Parts Information table.

1. Disconnect vent hose at canister.

**NOTE:** See Figure A and Figure B for detail of "Quick connector" retainer release.



2. Disconnect vent hose from fuel tank.
3. Install new vent hose.



**PARTS INFORMATION**

<b>DESCRIPTION</b>	<b>PART #</b>	<b>QUANTITY</b>
Tube Vent	17226-9BK0A	1

**CLAIMS INFORMATION**

**Submit a Primary Part (PP) type line claim using the following claims coding:**

<b>OPERATION</b>	<b>OP CODE</b>	<b>PFP</b>	<b>SYM</b>	<b>DIAG</b>	<b>FRT</b>
Replace Tube Vent	FC14AA	17226-9BK0A	ZE	32	(1)

(1) Reference the current Nissan Warranty Flat Rate Manual and use the indicated flat rate time.

