



# WARRANTY BULLETIN

## Warranty Campaign

**CAUTION:** All involved customers must be notified, all involved units must be corrected as per instruction herein.

Campaign no.: 2015-0001

February 10, 2015


Subject: **Oil Sweating from SE6 Clutch Cover HCM Connector**

No. **2015-1**

YEAR	MODELS	MODEL NUMBER		SERIAL NUMBER
2015	F3 with SE6 transmission	Canada / US	E5FA E5FF E6FA E6FG E6FH	Search serial # on <i>KNOWLEDGE CENTER</i>
		Europe	E6FB	
	RT with SE6 transmission	Canada / US	A4FW A4FZ F7FF G1FB G1FC G1FD G1FE	

## PROBLEM

The HCM wiring harness nut on top of the SE6 clutch cover may not have been properly tightened during assembly. This may lead to oil sweating past the o-ring.



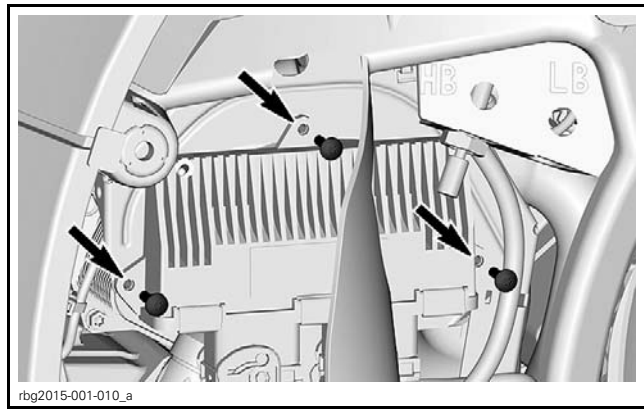

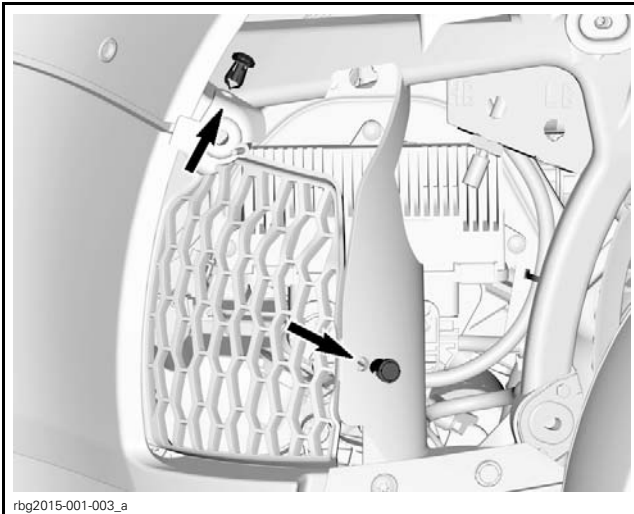
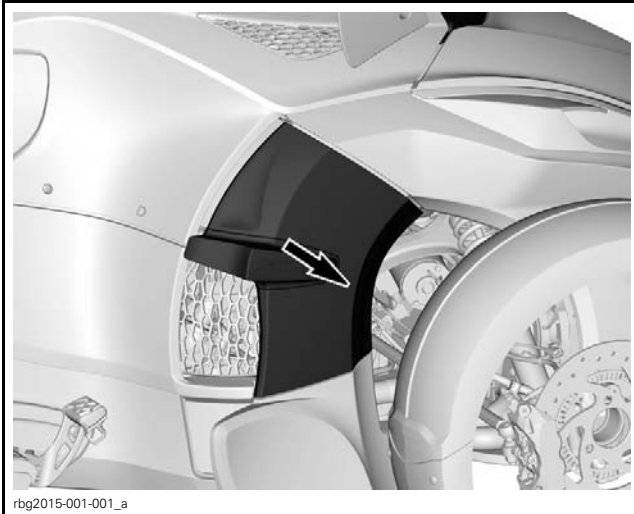
## SOLUTION

Tighten the HCM wiring harness nut to specification. See *PROCEDURE* in this bulletin.




# PROCEDURE

*RT Models*



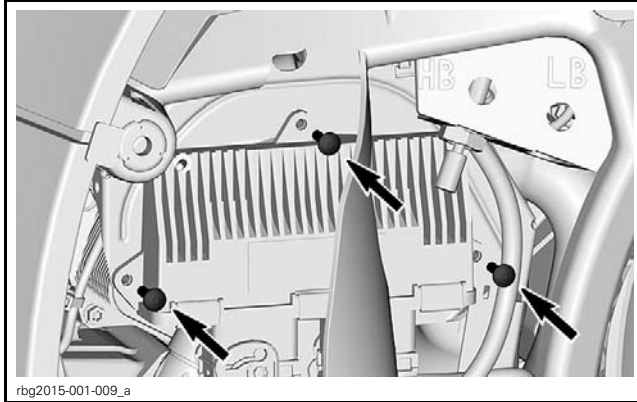
*All Models*



TIGHTENING TORQUE	
Wiring harness nut	5 N•m ± 0.6 N•m (44 lbf•in ± 5 lbf•in)

Reinstall all removed parts.

**RT Models**



TIGHTENING TORQUE	
TCM retaining screws	2.5 N•m ± 0.5 N•m (22 lbf•in ± 4 lbf•in)

# WARRANTY

## Involved Vehicles Claiming

Submit a campaign claim using the following information.

For claiming procedure, refer to the *DEALER/DISTRIBUTOR WARRANTY GUIDE*.

Click in the *REPAIR BOX* while completing your claim on BOSSWeb.



Campaign Number	2015-0001
Claim Type	Campaign Claim
Action	Repair
Flat Rate Time	0.3 hour
Expiry date	January 2017