



Please perform the procedure outlined in this Service Information on all affected vehicles before customer delivery. In the event the customer has already taken delivery of the vehicle, please perform the procedure the next time the vehicle is in the shop.

SUBJECT**Service Action: Check Control Messages of the Driver Assistance System****MODEL**

F32 (4 Series Coupe)

F36 (4 Series Gran Coupe)

F48 (X1)

F82 (M4 Coupe)

Produced from July 20, 2015 to September 11, 2015

With option 5AS – Active Driving Assistant

And / Or

8TH – Speed Limit Info

SITUATION

Sporadically, a CCM (Check Control Message) is displayed advising that the Camera-based Driver Assistant system has failed.

During this failure, all KAFAS (Camera-based driver assistance systems) system functionalities are inoperative.

The affected functionalities are:

- Pedestrian Detection
- Front Collision Warning
- Lane Departure Warning
- Speed Limit Info (if equipped)

Note: The system is functional after the interior temperature has cooled down or by cycling the ignition off and on again.

AFFECTED VEHICLES

This Service Action involves F32 (4 Series Coupe), F36 (4 Series Grand Coupe), F82 (M4 Coupe),

and F48 (X1) models produced from July 20, 2015 to September 11, 2015. Please perform it before customer delivery or the next time this vehicle comes to your workshop.

Vehicles which require this Service Action to be completed will show it as “Open” when checked either in the "Service Menu" of DCSnet (Dealer Communication System) or with the Key Reader.

CAUSE


Incorrect calibration of the temperature sensor in the KAFAS camera.

CORRECTION

Replace the KAFAS camera


PROCEDURE

Refer to Repair Instructions REP 66 51 030 – Remove and install/replace KAFAS camera. This instruction is also included with the SI.




Note: Latch mechanisms of two-part mirror base cover (1) must not be damaged.

- Remove the two-part mirror base cover (1) by pressing from below and separating.
- Slide out two-part mirror base cover (1) and remove.



- Disconnect the plug connection (1)
- Unclip the cable in the marked area
- Unlock the retaining clips (2) and remove the camera (3) in the direction of the arrow.

**Installation Note:**

Guides (2) on camera (1) must be correctly inserted in the counter supports on the windshield.

- Make sure that the camera (1) is properly seated.

PARTS INFORMATION

Part Number	Description	Quantity
66 51 9 384 686	KAFAS camera for F32, F36, F82	1
66 51 9 370 431	KAFAS camera for X1	1

WARRANTY INFORMATION

Reimbursement for this Service Action will be via normal claim entry utilizing the following information:

Defect Code:	00 66 17 01 00	
Labor Operation:	Labor Allowance:	Description:
00 63 793	3 FRU	Replace the KAFAS camera (Plus work)

[Copyright ©2015 BMW of North America, Inc.]