



**NUMBER:** 02-004-15

**GROUP:** Front Suspension

**DATE:** February 27, 2015

*This bulletin is supplied as technical information only and is not an authorization for repair. No part of this publication may be reproduced, stored in a retrieval system, or transmitted, in any form or by any means, electronic, mechanical, photocopying, or otherwise, without written permission of FCA US LLC.*

**THIS BULLETIN SUPERSEDES SERVICE BULLETIN 02-001-14 REV. B, DATED AUGUST 06, 2014, WHICH SHOULD BE REMOVED FROM YOUR FILES. ALL REVISIONS ARE HIGHLIGHTED WITH **\*\*ASTERISKS\*\*** AND INCLUDE ADDING 2013 - 2014 (PF) VEHICLES TO THIS BULLETIN.**

**\*\*FOR UN-SOLD 2014 (KL) JEEP CHEROKEE VEHICLES ONLY.\*\* THIS SERVICE BULLETIN IS ALSO BEING RELEASED AS RAPID RESPONSE TRANSMITTAL (RRT) 14-062. ALL APPLICABLE UN-SOLD RRT VINs HAVE BEEN LOADED. TO VERIFY THAT THIS RRT SERVICE ACTION IS APPLICABLE TO THE UN-SOLD VEHICLE, USE VIP OR PERFORM A VIN SEARCH IN TECHCONNECT. FOR VEHICLES NOT INCLUDED IN THE RRT VIN LIST, APPLICATION OF THIS SERVICE BULLETIN TO SOLD UNITS IS BASED UPON THE CUSTOMER EXPERIENCING THE SYMPTOM/CONDITIONS. ALL REPAIRS ARE REIMBURSABLE WITHIN THE PROVISIONS OF WARRANTY.**

**SUBJECT:**

Cold Temperature Squeak/Creak Noise While Turning The Steering Wheel

**OVERVIEW:**

This bulletin involves applying Nye® lubricant to the front strut mounts.

**MODELS:**

2014	(KL)	Jeep Cherokee
**2013 - 2014	(PF)	Dodge Dart**

**NOTE: \*\*This bulletin applies to the following vehicles:\*\***

- **(KL) Jeep Cherokee vehicles built on or before January 18, 2014 (MDH 0118XX).**
- **\*\* (PF) Dodge Dart vehicles built on or before July 14, 2014 (MDH 0714XX). \*\***

**SYMPTOM/CONDITION:**

Customer may describe a creak or squeak noise while turning the steering wheel. Noise is typically more noticeable during cold temperatures below 4°C (40°F), noise may go away when temperature warms up.

**DIAGNOSIS:**

If a customer's VIN is listed in VIP or your RRT VIN list, perform the repair. For all other customers that describe the symptom/condition, perform the Repair Procedure.


**PARTS REQUIRED:**

Qty.	Part No.	Description
1 (AR)	05019061AA	Nye® 880 Synthetic Lubricant 1 oz. tube or Material Standard 7751 equivalent.

**NOTE: Each tube of Nye® synthetic lubricant will service approximately 8 vehicles.**

**REPAIR PROCEDURE:**


1. Lift the vehicle on a hoist that allows the front suspension to fully extend (front wheels unsupported) to allow for access clearance between top of tire and upper fender opening. Refer to the detailed service procedures available in DealerCONNECT> TechCONNECT under: Service Info> 04 - Vehicle Quick Reference> Hoisting> Standard Procedure> HOISTING.
2. Pull down the jounce bumper to expose the strut mount bushing (Fig. 1).



**Fig. 1 Lower Jounce Bumper**

1 - Jounce Bumper


3. Clean any dirt or debris from the strut mount bushing.
4. Use a brush (1) to apply Nye® lubricant to five locations (2) spaced evenly around the strut mount bushing (Fig. 2).



**Fig. 2 Apply Nye Lubricant**

- 1 - Brush
- 2 - Nye® Lubricant


- 
5. Use the brush to spread the Nye® lubricant around 360° inside of the strut mount bushing (Fig. 3).



**Fig. 3 Distribute Nye Lubricant**

- 1 - Nye® Lubricant Distribution

- 
6. Push the jounce bumper back up to the strut mount bushing (Fig. 4).



**Fig. 4 Raise Jounce Bumper**

1 - Jounce Bumper

- 7. Repeat the Nye® lubricant application process for the other side of the vehicle.
- 8. Turn the front wheels left to right, lock to lock, 10 times to distribute the Nye® lubricant.
- 9. Lower the vehicle.

**POLICY:**

Reimbursable within the provisions of the warranty.

**TIME ALLOWANCE:**

Labor Operation No:	Description	Skill Category	Amount
02-05-39-93	Apply Nye® Lubricant To Left And Right Front Strut Mounts (0 - Introductory)	4 - Chassis Systems	0.4 Hrs.

**FAILURE CODE:**

ZZ	Service Action
----	----------------

**PART REIMBURSEMENT DETAIL:**

Part No:	Description
NPN	1/8 Of Nye® 880 Synthetic Lubricant

**NOTE: This part number is for reimbursement only and will need to be claimed for 1/8 of Dealer Net of Part No. 05019061AA or it will be rejected.**