

# Service Information

**Special Tools and Equipment**

**Number: ATE-15-18**

**Subject: A3 Sportback e-tron MRT Auto Shipment AT-377**

**Date: August 26, 2015**

This circular contains important information regarding A3 e-tron tooling. Information on the following topics will be covered in the subsequent sections depending on your current dealership status:

1. **Audi A3 Sportback e-tron Tooling - AT-377 (US and Canada)**
2. **Additional A3 Sportback e-tron Tooling Requirements for non Q5 Hybrid Dealerships - (Select US Dealers Only)**

Audi of America is pleased to inform you of the release and automatic delivery of the Audi A3 e-tron Minimum Required Tools (MRT) Shipment.

Starting September 23, 2015, the Audi dealers that have signed up and are certified will be shipped one AT-377 Audi A3 Sportback e-tron Special Tool Package, Freight F.O.B. Snap-On OEM and invoiced directly by the Audi Special Tools Program (Snap-On Business Solutions - SBS).

For dealers that wish to order additional AT-377 Special Tool Packages, please notify the Audi Tools and Equipment program by contacting us at 800-892-9650. Additional orders will be filled with remaining stock in the order received.

Send shipping and billing inquiries to the Audi Tools and Equipment program: 800-892-9650.

## 1. Audi A3 Sportback e-tron Tooling (For Dealers Supporting Audi A3 e-tron Sales)






<u>Franchise Type</u>	<u>Package Qty</u>	<u>Dealer Price USA</u>	<u>Dealer Price Canada</u>
Audi Exclusive	32 tools	\$3,988.10	\$5,162.10*

**Note** \* Canadian prices are subject to change. USD to CAD conversion will be calculated at time of invoicing at the current rate. Canadian pricing also accounts for importation costs from US to Canada.


# Service Information

Tool Description	Repair Group	Illustration
<p><b>T10133/19 – Puller</b></p> <p>Used in conjunction with T10133 for removal of high-pressure fuel injectors.</p> <p>1.4L TFSI Engine</p> <p>Audi A3 Sportback e-tron Dealer</p>	24	
<p><b>T10340 – Crankshaft Locking Pin</b></p> <p>For locking the crankshaft when adjusting the valve timing.</p> <p>1.4L TFSI Engine</p> <p>Audi A3 Sportback e-tron Dealer</p>	15	
<p><b>T10370 – Hex Socket - 4mm</b></p> <p>Used for removing and installing the Engine Speed Sensor - G28 and multiple other uses.</p> <p>1.4L TFSI Engine</p> <p>Audi A3 Sportback e-tron Dealer</p>	28	
<p><b>T10475 – Counterhold - Pulley</b></p> <p>Used to counter-hold the crankshaft pulley when removing and installing the securing bolt.</p> <p>1.4L TFSI Engine</p> <p>Audi A3 Sportback e-tron Dealer</p>	13	
<p><b>T10478B - Seal Installer - Camshaft</b></p> <p>Used for installing the front camshaft seals on multiple engines.</p> <p>1.4L TFSI Engine and multiple other engines</p> <p>Audi A3 Sportback e-tron Dealer</p>	15	

# Service Information

<p><b>T10479A - Seal Installer - Camshaft</b></p> <p>Used for replacing the rear camshaft seal on the transmission side.</p> <p>1.4L TFSI Engine</p> <p>Audi A3 Sportback e-tron Dealer</p>	<p>15</p>	
<p><b>T10485 - Seal Installer - Camshaft</b></p> <p>Used for replacing the front camshaft seal on the belt side.</p> <p>1.4L TFSI Engine</p> <p>Audi A3 Sportback e-tron Dealer</p>	<p>15</p>	
<p><b>T10487 - Assembly Tool</b></p> <p>Used to aid in installation of the timing chain when setting up valve timing.</p> <p>1.4L TFSI Engine</p> <p>Audi A3 Sportback e-tron Dealer</p>	<p>15</p>	
<p><b>T10494 - Camshaft Lock</b></p> <p>Used for locking the camshaft when checking and adjusting timing.</p> <p>1.4L TFSI Engine</p> <p>Audi A3 Sportback e-tron Dealer</p>	<p>15</p>	
<p><b>T10498 - Release Tool</b></p> <p>Used for removal of the O-ring on the camshaft toothed belt pulley.</p> <p>1.4L TFSI Engine</p> <p>Audi A3 Sportback e-tron Dealer</p>	<p>15</p>	

# Service Information

<p><b>T10499 - Wrench - Open Ring - 30mm</b></p> <p>Used to adjust the tension on the timing belt tensioner.</p> <p>1.4L TFSI Engine</p> <p>Audi A3 Sportback e-tron Dealer</p>	<p>15</p>	
<p><b>T10500 - Insert Tool - 13mm</b></p> <p>Used in conjunction with VAG1331 and T10499 to properly tightening timing belt tensioner bolt to specification.</p> <p>1.4L TFSI Engine</p> <p>Audi A3 Sportback e-tron Dealer</p>	<p>15</p>	
<p><b>T10504 - Camshaft Clamp</b></p> <p>Used for locking the camshaft.</p> <p>1.4L TFSI Engine</p> <p>Audi A3 Sportback e-tron Dealer</p>	<p>15</p>	
<p><b>T10505 - Seal Installer - Camshaft O-Ring</b></p> <p>Used for installation of the O-ring for the camshaft toothed belt pulley.</p> <p>1.4L TFSI Engine</p> <p>Audi A3 Sportback e-tron Dealer</p>	<p>15</p>	
<p><b>T10508 - Thermostat Key</b></p> <p>Used to remove and install the Coolant Pump Thermostat.</p> <p>1.4L TFSI Engine</p> <p>Audi A3 Sportback e-tron Dealer</p>	<p>19</p>	

# Service Information

<p><b>T10527 - Intake Manifold Release Tool</b></p> <p>Used for releasing the intake manifold retaining clips during intake removal.</p> <p>1.4L TFSI Engine</p> <p>Audi A3 Sportback e-tron Dealer</p>	<p>15</p>	
<p><b>T10542 - Adapter</b></p> <p>Used for transporting the high-voltage battery in conjunction with 3033 - Lifting Tackle.</p> <p>1.4L TFSI Engine</p> <p>Audi A3 Sportback e-tron Dealer</p>	<p>93</p>	
<p><b>VAG1687/15 - Turbo System Tester Kit - Adapter</b></p> <p>Used in conjunction with VAG1687 – Turbo System Tester to test turbocharger pressure.</p> <p>1.4L TFSI Engine</p> <p>Audi A3 Sportback e-tron Dealer</p>	<p>21</p>	
<p><b>VAS251605 – Internal Puller</b></p> <p>Used for removing the needle bearing on the crankshaft and multiple other uses.</p> <p>1.4L TFSI Engine</p> <p>Audi A3 Sportback e-tron Dealer</p>	<p>13</p>	
<p><b>VAS251621 - Counter Support</b></p> <p>Used for dismantling and assembling the transmission and multiple other uses.</p> <p>1.4L TFSI Engine</p> <p>Audi A3 Sportback e-tron Dealer</p>	<p>13</p>	




# Service Information

<p><b>VAS5581 - Diagnostic Box</b></p> <p>The HV diagnosis box is required to diagnose self-sufficient HV traction batteries.</p> <p>Audi A3 Sportback e-tron</p> <p>Audi A3 Sportback e-tron Dealer</p>	<p>93</p>	
<p><b>VAS6131/16-4 - Scissor Lift Table - Assembly Platform Mounting</b></p> <p>Accessory for the VAS6131 – Scissor Lift Table that will be used for the correct removal and installation of the engine and transmission unit.</p> <p>1.4L TFSI Engine</p> <p>Audi A3 Sportback e-tron Dealer</p>	<p>10</p>	
<p><b>VAS6338/40 - Adapter</b></p> <p>Used for flushing the refrigerant compressor on the high pressure side.</p> <p>1.4L TFSI Engine</p> <p>Audi A3 Sportback e-tron Dealer</p>	<p>00</p>	
<p><b>VAS6338/41- Adapter</b></p> <p>Used for flushing the refrigerant compressor on the low pressure side.</p> <p>1.4L TFSI Engine</p> <p>Audi A3 Sportback e-tron Dealer</p>	<p>00</p>	

# Service Information

<p><b>VAS6338/42 - Shut-off Valves</b></p> <p>Accessory for VAS 6338/1. Used for flushing the refrigerant circuit of the heater and air conditioning unit and the heat exchanger of the HV battery.</p> <p>1.4L TFSI Engine</p> <p>Audi A3 Sportback e-tron Dealer</p>	<p>00</p>	
<p><b>VAS6558/14A - High Voltage Test Adapter</b></p> <p>The test adapter serves as a means of testing on the charging socket (AC).</p> <p>Audi A3 Sportback e-tron</p> <p>Audi A3 Sportback e-tron Dealer</p>	<p>93</p>	
<p><b>VAS6558/15 - High-Voltage Test Adapter - Hybrid Module</b></p> <p>Used for measurements on high voltage system to ensure safety.</p> <p>Audi A3 Sportback e-tron</p> <p>Audi A3 Sportback e-tron Dealer</p>	<p>93</p>	
<p><b>VAS6558/9-5 - Hybrid Test Module - HV Test Adapter</b></p> <p>Used for measurements on HV system to ensure safety.</p> <p>Audi A3 Sportback e-tron</p> <p>Audi Exclusive</p>	<p>93</p>	
<p><b>VAS6558/9-6 - Test Adapter HVA280</b></p> <p>The test adapter is required to check that the HV system is free of voltage.</p> <p>Audi A3 Sportback e-tron</p> <p>Audi A3 Sportback e-tron Dealer</p>	<p>93</p>	

# Service Information




<p><b>VAS6786 - Warning Sign - Battery</b></p> <p>Warning sign to serve as a precaution to indicate the working and storage area of HV batteries.</p> <p>Multiple Audi Vehicles</p> <p>Audi A3 Sportback e-tron Dealer</p>	<p>93</p>	
<p><b>VAS681001 - USB Adapter for e-tron Charger System</b></p> <p>For updating software and resetting the PIN on the e-tron charger system.</p> <p>Audi A3 Sportback e-tron</p> <p>Audi A3 Sportback e-tron Dealer</p>	<p>93</p>	
<p><b>VAS6946 - Test Instrument/DSO Adapter</b></p> <p>The 10-pin test adapter serves as a means of testing on electric and hybrid vehicles. The test adapter is required for diagnosis of the rotor position sensor and the temperature sensor of the drive motor for electric drive.</p> <p>Audi A3 Sportback e-tron</p> <p>Audi A3 Sportback e-tron Dealer</p>	<p>93</p>	







# Service Information

## 2. Additional A3 Sportback e-tron Tooling Requirements (For non Q5 Hybrid Dealerships)


<u>Franchise Type</u>	<u>Package Qty</u>	<u>Dealer Price USA</u>
Audi Exclusive	9 tools	\$3,539.30

Tool Description	Repair Group	Illustration
<p><b>T40258 – High-Voltage Release Tool</b></p> <p>Used to release and lock the HV wires to HV components.</p> <p>Audi Q5 Hybrid and Audi A3 Sportback e-tron</p> <p>Audi A3 Sportback e-tron Dealer</p>	93	
<p><b>T40259 - Battery Removal Eyes</b></p> <p>Used to lift HV batteries using the workshop hoist VAS 6100.</p> <p>Audi Q5 Hybrid and Audi A3 Sportback e-tron</p> <p>Audi A3 Sportback e-tron Dealer</p>	93	
<p><b>T40262 - Service Disconnect Lock</b></p> <p>Used to prevent the HV system from being switched on inadvertently.</p> <p>Multiple Audi Vehicles</p> <p>Audi A3 Sportback e-tron Dealer</p>	93	

# Service Information

<p><b>VAS5055/4 - Diagnosis Interface - Adapter</b></p> <p>Used to convert the VAS5054A Diagnostic Head with Fischer connectors (3m USB cable) or diagnosis interface VAS 5055 with Fischer connector to a standard USB.</p> <p>Audi Q5 Hybrid and Audi A3 Sportback e-tron</p> <p>Audi A3 Sportback e-tron Dealer</p>	<p>93</p>	
<p><b>VAS6558/1A - Hybrid Test Adapter</b></p> <p>Used to perform diagnosis on the vehicle system. With various adapters, the insulation resistance measurement is carried out and a check is performed on the electric A/C compressor as well as to ensure the system is de-energized.</p> <p>Audi Q5 Hybrid and Audi A3 Sportback e-tron</p> <p>Audi A3 Sportback e-tron Dealer</p>	<p>93</p>	
<p><b>VAS6558A - Test Adapter - Hybrid Module</b></p> <p>Used to perform measuring and testing tasks of a high voltage nature on high voltage vehicles (hybrid, plug-in hybrid and E-traction) of the Volkswagen Group.</p> <p>Audi Q5 Hybrid and Audi A3 Sportback e-tron</p> <p>Audi A3 Sportback e-tron Dealer</p>	<p>93</p>	
<p><b>VAS6606/10 - Test Adapter - Cable 10</b></p> <p>Used in conjunction with VAS6606/1 for diagnosing the E-machine components, Battery Management System, and HV connection point on Hybrid Vehicles.</p> <p>Audi Q5 Hybrid and Audi A3 Sportback e-tron</p> <p>Audi A3 Sportback e-tron Dealer</p>	<p>93</p>	

# Service Information

<p><b>VAS6649 - Warning Sign – High-Voltage</b></p> <p>Warning Sign to indicate HV system risk are present.</p> <p>Multiple Audi Vehicles</p> <p>Audi A3 Sportback e-tron Dealer</p>	<p>93</p>	
<p><b>VAS6650A - Warning Sign - "Do Not Switch"</b></p> <p>Warning sign to indicate to "Do Not Switch On" the vehicle while it's being worked on.</p> <p>Multiple Audi Vehicles</p> <p>Audi A3 Sportback e-tron Dealer</p>	<p>93</p>	