



Das Auto.



2012 – 2014 Tiguan

Engine	Part	Part Number	Quantity
2.0L Turbo: CCTA	Oil Filter	06J115403Q	1
	VW 502 00 Use synthetic oil SAE 5W-40, SAE 5W-30, or SAE 0W-40	N/A	4.6L (4.9qt)
	Drain Plug Gasket	See Tech Tip 17-12-02 Elsa Doc #2030603	1
	Air Filter	1K0129620D	1

Miscellaneous	Part	Part Number	Quantity
Miscellaneous	Pollen Filter or Dust/Pollen/Odor Filter	1K0819644B 1K1819653B	1
	Wiper Blades – Set	5N1998002	1
	Rear Wiper Blade	6Q6955425A	
	Battery	000915105DEDSP	1
	Battery	000915105DGDSP	1

2012 Tiguan Service Reminder Reset

Resetting the service reminder display

If the service was not performed by an authorized Volkswagen dealer or an authorized Volkswagen Service Facility, the service reminder can be reset as follows:

Vehicles with Premium text message display:

Select the **Settings** menu.

In the **Service** sub-menu, select the **Reset** menu item.

Confirm request with .

Vehicles with Basic text message display:

Switch off the ignition.


Push and hold down.

Switch on the ignition.

Vehicles with Basic text message display:

Release the **0.0 / SET** button and push the  button within about 20 seconds.

Do **not** reset the service reminder between service intervals; otherwise, incorrect information will be displayed.

 The service reminder disappears after a few seconds when the engine is running or the **OK** button has been pushed.

2013 Tiguan Service Reminder Reset

Resetting the service reminder display

If the service was not performed by an authorized Volkswagen dealer or an authorized Volkswagen Service Facility, the service reminder can be reset as follows:

Vehicles with Premium text message display:

Select the **Settings** menu.

In the **Service** sub-menu, select the **Reset** menu item.



Confirm request with **OK** on the multi-function steering wheel.


Vehicles with Basic text message display:


Switch off the ignition.

Push **0.0 / SET** button and hold down.

Switch on the ignition.

Release the **0.0 / SET** button, and push the  /  button (if applicable) within about 20 seconds in the instrument cluster.

 Do **not** reset the service reminder between service intervals; otherwise, incorrect information will be displayed.

 The service reminder disappears after a few seconds when the engine is running or the **OK** button on the multi-function steering wheel has been pushed.

2014 Tiguan Service Reminder Reset

Resetting the oil change service reminder

If the service was not performed by an authorized Volkswagen dealer or an authorized Volkswagen Service Facility, the oil change service reminder can be reset as follows:

Vehicles with Premium display:

Switch off the ignition.

Press and hold the **0.0/SET** button in the instrument cluster.

Switch on the ignition.

Release the **0.0/SET** button.


A confirmation message appears in the display. Confirm request with the **OK** button on the multi-function steering wheel.

Vehicles with Basic display:

Switch off the ignition.

Press and hold the **0.0/SET** button in the instrument cluster.

Switch on the ignition.

Release the **0.0/SET** button and push the  button in the instrument cluster within about 20 seconds.

Resetting the inspection service reminder

If the service was not performed by an authorized Volkswagen dealer or an authorized Volkswagen Service Facility, the inspection service reminder can be reset as follows:


Vehicles with Premium display:


1. Switch off the ignition.
 2. Switch on the emergency flashers.
 3. Press and hold the **0.0/SET** button in the instrument cluster.
 4. Switch on the ignition.
-


Vehicles with Premium display:

5. Release the **0.0/SET** button.
6. A confirmation message appears in the display. Confirm request with the **OK/RESET** in the windshield wiper lever or the **OK** button on the multi-function steering wheel.
7. Switch off the emergency flashers.

Vehicles with Basic display:

1. Switch off the ignition.
2. Switch on the emergency flashers.
3. Push the **0.0/SET** button in the instrument cluster and hold down.
4. Switch on the ignition.
5. Release the **0.0/SET** button and push the  button in the instrument cluster within about 20 seconds.
6. Switch off the emergency flashers.

 Do **not** reset the service reminder between service intervals; otherwise incorrect information will be displayed.

 The service reminder disappears after a few seconds or after the **OK/RESET** button on the windshield wiper lever or the **OK** button on the multi-function steering wheel has been pushed.



Tiguan - 2012 FLUID CAPACITY CHART 10 June 2013

Vehicle (Sales Code)	Engine Oil approx. qty. w/filter change	Manual Trans	Auto Trans	Rear Final Drive	Cooling System	Power Steering	Brake System	A/C System	Windshield Fluid
Tiguan FWD Manual (5N21V4)	2.0 TFSI 200hp (CCTA) 4.6L (4.9 qt) VW Oil Spec: VW 502 00 Use synthetic oil SAE 5W-40, SAE 5W-30 or SAE 0W-40	6-Spd (0A6) 2.3L (2.4 qt) Oil PN G 052 171 A2*	N/A	N/A	11.0L (11.6 qt)***	Electro- Mechanical	1.2 L (1.3qt) (approximately) VW Brake Fluid Specification: Use new fluid only. VW 501 14 or FMVSS 116 DOT 4 Fluid PN B 000 750*	Refrigerant Use only R134a Refrig. Capacity 660 grams (23.3 oz.) Refrigerant Oil Use a PAG oil with R134a Oil PN & Capacity 1) For Sanden use G 052 154 A2* 110 cc ± 10 cc (3.7 ± 0.3 fl. oz.) 2) For Denso use G 052 300 A2* 140 cc ± 10 cc (4.7 ± 0.3 fl. oz.)	3.0L (3.2qt) Fluid PN G 052 164*
Tiguan FWD Auto (5N21V1) (5N22V1) (5N23V1) (5N24V1) (5N26V1)	Use synthetic oil SAE 5W-40, SAE 5W-30 or SAE 0W-40	N/A	6-Spd Tiptronic (09M) New Fill: 7.0L (7.4 qt) Oil PN G 055 025 A2*	Capacity included with transmission	6-Spd AWD Tiptronic (09M) New Fill: 7.0L (7.4 qt) Oil PN G 055 025 A2* Bevel Box New Fill: 0.9L (1.0 qt) Oil PN G 052 145 S2	Rear Final Dr (0AY) 0.95L (1.0 qt) Oil PN G 052 145 S2* Haldex Clutch New Fill: 0.85L (0.9 qt) Change: 0.7L (0.7qt) Oil PN G 055 175 A2*	Use new fluid only. VW 501 14 or FMVSS 116 DOT 4 Fluid PN B 000 750*	Refrigerant Oil Use a PAG oil with R134a Oil PN & Capacity 1) For Sanden use G 052 154 A2* 110 cc ± 10 cc (3.7 ± 0.3 fl. oz.) 2) For Denso use G 052 300 A2* 140 cc ± 10 cc (4.7 ± 0.3 fl. oz.)	3.0L (3.2qt) Fluid PN G 052 164*
Tiguan 4XMOTION Auto (5N21V3) (5N22V3) (5N23V3) (5N24V3) (5N26V3)	Use synthetic oil SAE 5W-40, SAE 5W-30 or SAE 0W-40	N/A	6-Spd AWD Tiptronic (09M) New Fill: 7.0L (7.4 qt) Oil PN G 055 025 A2* Bevel Box New Fill: 0.9L (1.0 qt) Oil PN G 052 145 S2	Rear Final Dr (0AY) 0.95L (1.0 qt) Oil PN G 052 145 S2* Haldex Clutch New Fill: 0.85L (0.9 qt) Change: 0.7L (0.7qt) Oil PN G 055 175 A2*	Capacity included with transmission	Electro- Mechanical	Use new fluid only. VW 501 14 or FMVSS 116 DOT 4 Fluid PN B 000 750*	Refrigerant Oil Use a PAG oil with R134a Oil PN & Capacity 1) For Sanden use G 052 154 A2* 110 cc ± 10 cc (3.7 ± 0.3 fl. oz.) 2) For Denso use G 052 300 A2* 140 cc ± 10 cc (4.7 ± 0.3 fl. oz.)	3.0L (3.2qt) Fluid PN G 052 164*

For proper fluid level and filling information, see the Repair Manual and/or Maintenance Manual in ElsaWeb.

* Oil and fluid part numbers are for reference only. Always check with your Parts Department for the latest part information.

**Refer to Technical Bulletin 2012855 for engine oils that meet this VW oil specification.

*** VW Coolant Additive Specification and Part Number: (color is purple) G 12 plus-plus (TL-VW 774 G) PN- G 012 A8G.



Tiguan - 2013 FLUID CAPACITY CHART update 10 June 2013

Vehicle (Sales Code)	Engine Oil approx. qty. w/filter change	Manual Trans	Auto Trans	Rear Final Drive	Cooling System	Power Steering	Brake System	A/C System	Windshield Fluid
Tiguan FWD Manual (5N2AV4)	2.0 TFSI 200hp (CCTA) 4.6 L (4.9 qt) <u>VW Oil Spec:</u> VW 502 00 Use synthetic oil SAE 5W-40, SAE 5W-30 or SAE 0W-40	6-Spd (0A6) 2.3 L (2.4 qt) <u>Oil PN</u> G 052 171 A2*	N/A	N/A	8.0L (8.5 qt)***	Electro- Mechanical	1.2 L (1.3qt) (approximately) <u>VW Brake Fluid Specification:</u> Use new fluid only. VW 501 14 or FMVSS 116 DOT 4 <u>Fluid PN</u> B 000 750*	<u>Refrigerant</u> Use only R134a <u>Refrig. Capacity</u> 660 grams (23.3 oz.) <u>Refrigerant Oil</u> Use a PAG oil with R134a <u>Oil PN & Capacity</u> 1) For Sanden use G 052 154 A2* 110 cc ± 10 cc (3.7 ± 0.3 fl. oz.) 2) For Denso use G 052 300 A2* 140 cc ± 10 cc (4.7 ± 0.3 fl. oz.)	3.0 L (3.2 qt) <u>Fluid PN</u> G 052 164*
Tiguan FWD Auto (5N2BV1) (5N2BVC) (5N2BVD) (5N2BVE)		N/A	6-Spd Tiptronic (09M) <u>New Fill:</u> 7.0 L (7.4 qt) <u>Oil PN</u> G 055 025 A2*	Capacity included with transmission					
Tiguan 4XMOTION Auto (5N2AV3) (5N2AVB) (5N2AVC) (5N2AVD) (5N2AVE)			6-Spd AWD Tiptronic (09M) <u>New Fill:</u> 7.0 L (7.4 qt) <u>Oil PN</u> G 055 025 A2* Bevel Box <u>New Fill:</u> 0.9 L (1.0 qt) <u>Oil PN</u> G 052 145 S2	Rear Final Dr (0AY) 0.95L (1.0 qt) <u>Oil PN</u> G 052 145 S2* Haldex Clutch <u>New Fill:</u> 0.85L (0.9 qt) <u>Change:</u> 0.7L (0.7qt) <u>Oil PN</u> G 055 175 A2*					

For proper fluid level and filling information, see the Repair Manual and/or Maintenance Manual in ElsaWeb.

*** Oil and fluid part numbers are for reference only. Always check with your Parts Department for the latest part information.**

****Refer to Technical Bulletin 2012855 for engine oils that meet this VW oil specification.**

***** VW Coolant Additive Specification and Part Number: (color is purple) G 12 plus-plus (TL-VW 774 G) PN- G 012 A8G.**



Tiguan - 2014 FLUID CAPACITY CHART 1 Aug 2013

Vehicle (Sales Code)	Engine Oil approx. qty. w/filter change	Manual Trans	Auto Trans	Rear Final Drive	Cooling System	Power Steering	Brake System	A/C System	Windshield Fluid
Tiguan FWD Manual (5N2AV4)	2.0 TFSI 200hp (CCTA) 4.6 L (4.9 qt) VW Oil Spec: VW 502 00 Use synthetic oil SAE 5W-40, SAE 5W-30 or SAE 0W-40	6-Spd (0A6) 2.3 L (2.4 qt) Oil PN G 052 171 A2*	N/A	N/A	8.0L (8.5 qt)***	Electro- Mechanical	1.2 L (1.3qt) (approximately) VW Brake Fluid Specification: Use new fluid only. VW 501 14 or FMVSS 116 DOT 4 Fluid PN B 000 750*	Refrigerant Use only R134a Refrig. Capacity 660 grams (23.3 oz.) Refrigerant Oil Use a PAG oil with R134a Oil PN & Capacity 1) For Sanden use G 052 154 A2* 110 cc ± 10 cc (3.7 ± 0.3 fl. oz.) 2) For Denso use G 052 300 A2* 140 cc ± 10 cc (4.7 ± 0.3 fl. oz.)	3.0 L (3.1 qt) Fluid PN G 052 164*
Tiguan FWD Auto (5N2BV1) (5N2JV1) (5N2CV1) (5N2KV1) (5N2RV1)		N/A	6-Spd Tiptronic (09M) New Fill: 7.0 L (7.4 qt) Oil PN G 055 025 A2*	Capacity included with transmission					
Tiguan 4XMOTION Auto (5N2AV3) (5N2JV3) (5N2CV3) (5N2KV3) (5N2RV3)			6-Spd AWD Tiptronic (09M) New Fill: 7.0 L (7.4 qt) Oil PN G 055 025 A2* Bevel Box New Fill: 0.9 L (1.0 qt) Oil PN G 052 145 S2	Rear Final Dr (0AY) 0.95L (1.0 qt) Oil PN G 052 145 S2* Haldex Clutch New Fill: 0.85L (0.9 qt) Change: 0.7L (0.7qt) Oil PN G 055 175 A2*					

For proper fluid level and filling information, see the Repair Manual and/or Maintenance Manual in ElsaWeb.

* Oil and fluid part numbers are for reference only. Always check with your Parts Department for the latest part information.

**Refer to Technical Bulletin 2012855 for engine oils that meet this VW oil specification.

*** VW Coolant Additive Specification and Part Number: (color is pink) **G 13** (TL-VW 774 J). **Dilute with Distilled Water.**

Tech Tips

TT 17-12-02

Date: July 27, 2012

2012-2014 Beetle, CC, Eos, GTI, Jetta GLI, and Tiguan
Equipped with CCTA or CBFA Engines – Oil Leak From Oil
Drain Plug Area After Oil Change and/or Drain Plug
Replacement

July 26, 2013: Update to Information.

An oil leak from around the oil drain plug noted after oil change, and/or drain plug replacement, may be caused by installation of incorrect drain plug. Correct part number drain plug is based on the oil pan design as shown below. Original drain plug is 18mm hex for both style oil pans.



If the oil pan has a boss use part number:
N 908 132 02 Drain plug w/seal



If the oil pan is flat, use drain plug and washer:
N 911 679 01 Plug
N 013 81 57 Seal

