Audi
Truth in Engineering

Service Information

Workshop Equipment **Number: ATE-15-25**

Subject: Hunter VAG1944B, VAS6292 Aligner Specification Update File Version 2015.0.3 Dated 11/10/2015

Date: Nov. 18, 2015

Supersedes ATE-15-16 dated August 06, 2015 due to software specification update.

This communication provides important information on how to obtain the latest alignment programs for Audi through direct download from Service Net. The procedure is available only to dealers that have completed their required VAG alignment upgrades.

Audi dealers with VAG1944B or VAS6292 systems can now download the Hunter alignment specification update version 2015.0.3 (**Date 11/10/2015**) released by VWAG.

Version 2015.0.3 (Date 11/10/2015) includes:

- HunterVAGSpecUpdate_Nov_2015_V201503_USA.exe (172,599 KB file) (Alignment Specifications)
- Option to choose USA/Canada/Mexico VAG Database or Worldwide VAG Database (no USA models)

Installation Requirements:

- Hunter VAG1944B or VAS6292 alignment unit (only)
- WinAlign 7.1 or higher, WinAlign 9.1 or higher, WinAlign 11.0 or higher Hunter alignment software (included in VAG1944B, VAS6292 package)
- **HunterVAGSpecUpdate_Nov_2015_V201503_USA.exe**
- Hunter VAG Spec Update Instructions 5056-T_201503_USA (attachment)

Installation:

- Read Hunter VAG Spec Update Instructions 5056-T_201503_USA.pdf
- Dealers must be logged in with administrative rights
- Launch application and follow instructions
- For "Setup Type" select "**USA/Canada/Mexico VAG Database**"

Important Notes:

- **WinAlign 10.X based systems must be upgraded to WinAlign 11.1 in order to support all Night Vision calibration procedure changes!**
- This download must be used with Hunter VAG1944B, VAS6292 alignment units only!
- Dealers must be **logged in with administrative rights before installing updates**
- It is required that all Audi USA/Canada dealers only choose the “USA/Mexico VAG database” component when the WinAlign Spec Installer Setup screen appears (see attached Hunter VAG Spec Update Instructions)

© 2015 Audi of America, Inc.
All rights reserved. Information contained in this document is based on the latest information available at the time of printing and is subject to the copyright and other intellectual property rights of Audi of America, Inc., its affiliated companies and its licensors. All rights are reserved to make changes at any time without notice. No part of this document may be reproduced, stored in a retrieval system, or transmitted in any form or by any means, electronic, mechanical, photocopying, recording, or otherwise, nor may these materials be modified or reposted to other sites, without the prior expressed written permission of the publisher.

Service Information

Audi dealers that do not choose this option will have the Worldwide VAG database (no USA/Canada models) installed. This option installs European models, model years, and model descriptions such as Bora, A2, Vento, Polo, etc. and is missing U.S. models such as Jetta and Eurovan. Model years will not match up with US model years. **Audi dealers that have questions regarding installation of Hunter specification update to VAG1944B or VAS6292 Aligners (after update has been downloaded) can call their local Hunter service representative.**

The Hunter VAG Spec Update Instructions (version 2015.0.3 dated 11/10/2015) file "5056-T_201503_USA.PDF" is located in:

Audi Service Net>Workshop Equipment>Wheel Alignment Software>VAG1944B/VAS6192 Hunter Wheel Alignment Machine Software>Spec Update Installation Instructions

© 2015 Audi of America, Inc.
All rights reserved. Information contained in this document is based on the latest information available at the time of printing and is subject to the copyright and other intellectual property rights of Audi of America, Inc., its affiliated companies and its licensors. All rights are reserved to make changes at any time without notice. No part of this document may be reproduced, stored in a retrieval system, or transmitted in any form or by any means, electronic, mechanical, photocopying, recording, or otherwise, nor may these materials be modified or reposted to other sites, without the prior expressed written permission of the publisher.

Hunter VAG Spec Update Instructions

NOTE:	**This update requires the user to have Operating System "Administrative Privileges". Please login to Windows® as "Manager" before running the installation program. For additional assistance, please contact your local Hunter Service Representative.**

Double-click on HunterVAGSpecUpdate_Nov2015_V201503_USA.exe and select "Setup Language".

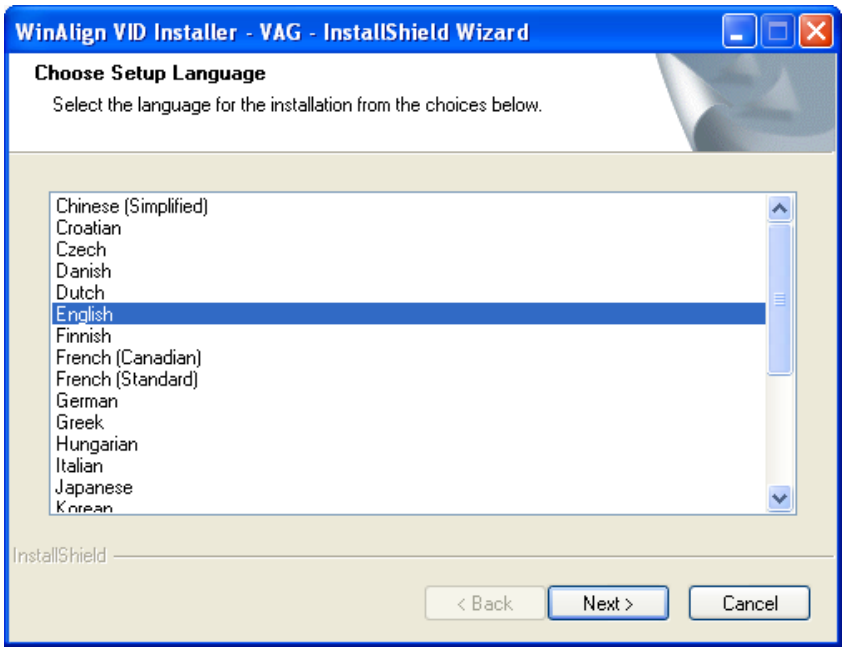

WinAlign Spec Installer Setup Type screen will appear, select either “World-Wide VAG Database (no USA models)” or “USA/Mexico VAG Database”, then click “Next”.

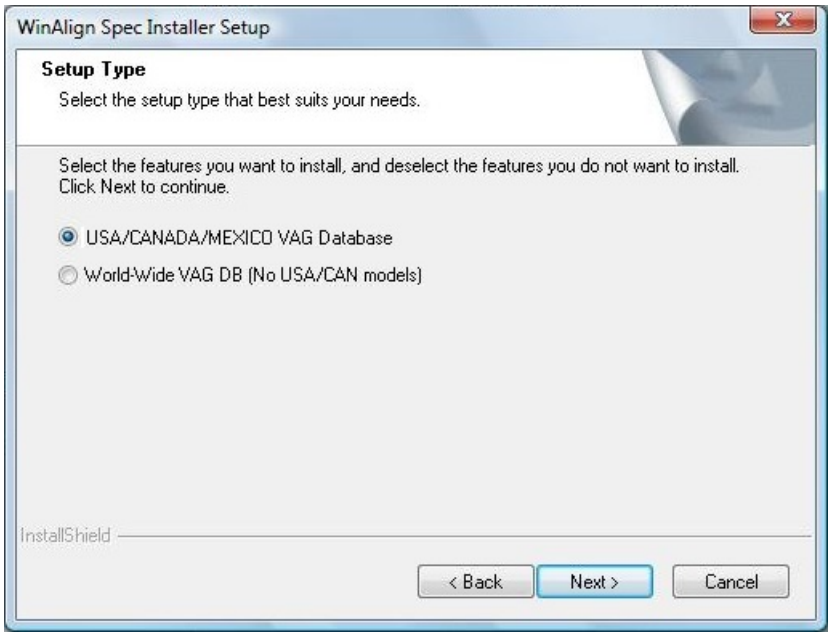

The program will install the latest Hunter VAG factory spec database, version 2015.0.3.

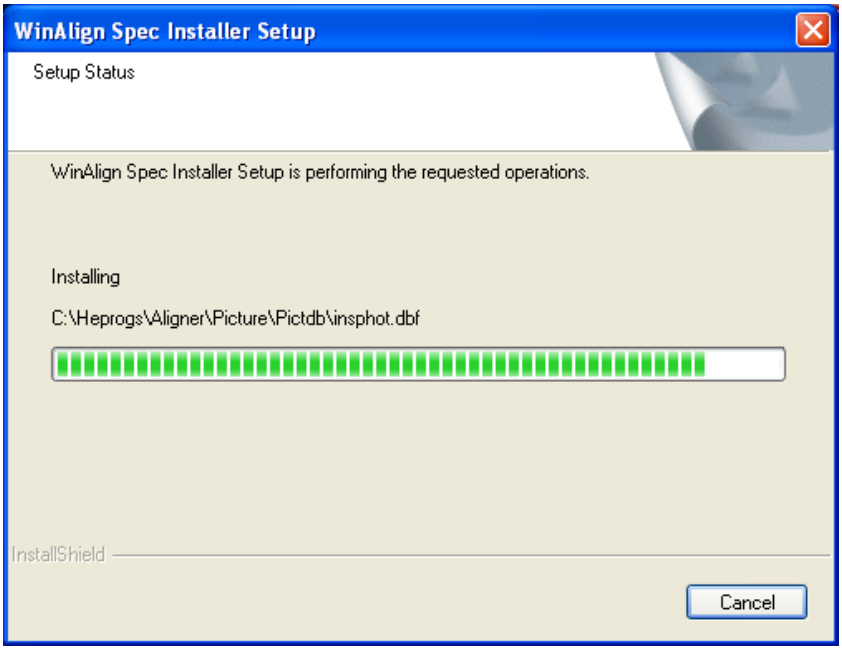

An ‘Installation Complete’ window will appear, once file transfer is complete.

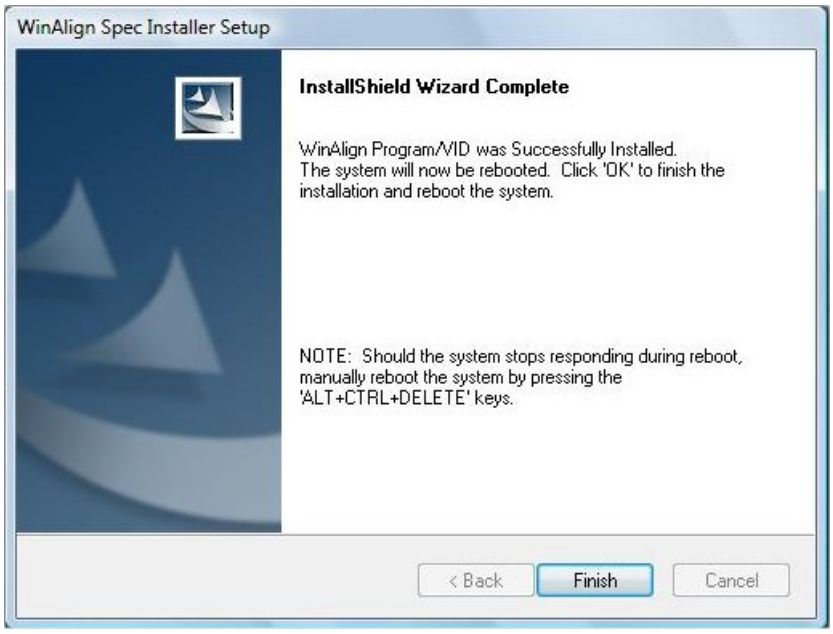

Click ‘Finish’ to close the install.

Messages

NOTE:	**WinAlign systems not previously updated using the Hunter VAG Spec update may require a program update.** **If the following message is encountered, use the Hunter VAG Spec Update Version 1101 to update the aligner, before installing Version 201503.**

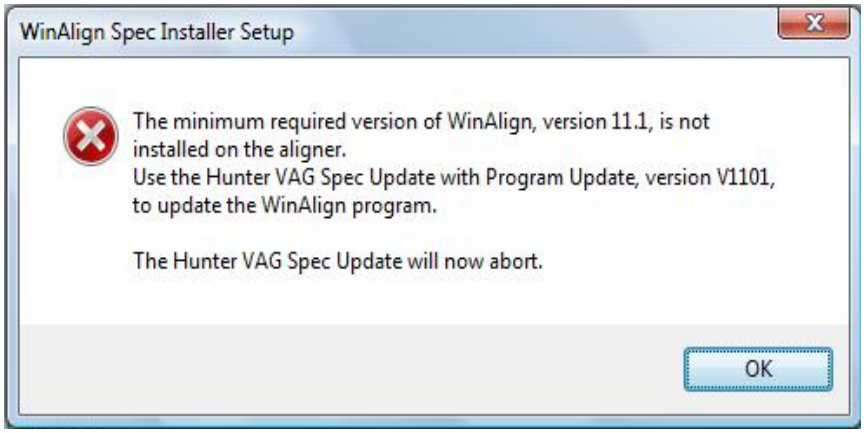
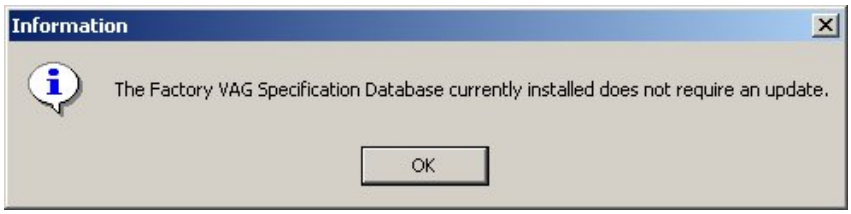
NOTE:	**If the update is already installed, a message box will appear informing the user that an update is not required.**