



Technical Bulletin

Model(s)	Year(s)	Eng. Code(s)	Trans. Code(s)	VIN Range From	VIN Range To
Golf/GTI, Golf R, Golf Sportwagen	2015	All	All	All	All

Condition

91 15 06 June 16, 2015 **2039352** Supersedes Technical Bulletin V911505 dated May 21, 2015 to update vendor code.

Modular Infotainment System (MIB) Radio Switches to FM Station 87.7

The customer may complain that, intermittently, the FM radio station will have switched to the station 87.7 upon start up. This condition occurs without the driver selecting this station intentionally.

 **Note:**

This technical bulletin must be read in its entirety before attempting the software update.

Technical Background

This procedure corrects the concern listed above by updating the 5F Information Electronics Module to the latest software **P4430**.

Production Solution

Not applicable.

Technical Bulletin

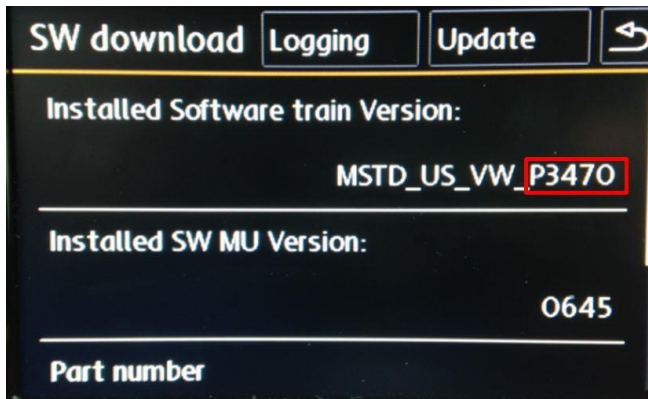
Service

Software Update Procedure

- Connect Midtronics InCharge 940 (INC 940) or GRX3000VAS Tester/Charger to the vehicle's battery.
- Switch the ignition to the ON position.
- Switch on the MIB radio.
- Check the Software Version by pressing and holding the "Menu" button for 10 seconds to enter Service Mode.



- Select "Software download/logging" on the touch screen menu.



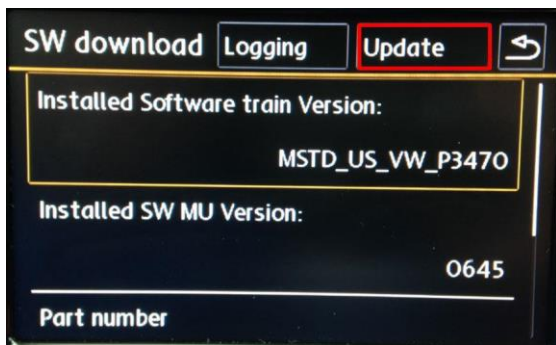
- If the current Installed Software train Version ends in a number lower than **P4430**, proceed with this Technical Bulletin.
- If the current Installed Software train Version ends in a number greater than or equal to **P4430**, this work procedure does not apply.

- Press the back arrow key on the touchscreen display to return to the main MIB menu.
- Insert the applicable software update SD card into the 5F module SD card reader located in the glove box (Composition Media if equipped with the non-navigation MIB system or Discover Media if equipped with the MIB system with navigation).
- Again press and hold the "Menu" button to enter Service Mode.

Technical Bulletin



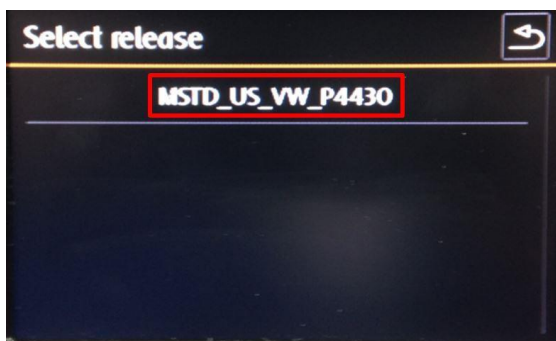
- Press “Software download/logging” on the touch screen menu.



- Press “Update” on the touch screen menu.

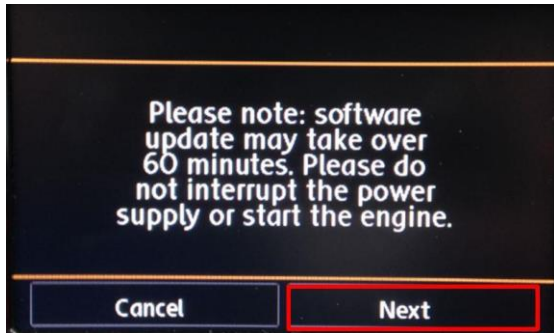


- Press “SD card” on the touch screen menu to select SD card as the source.



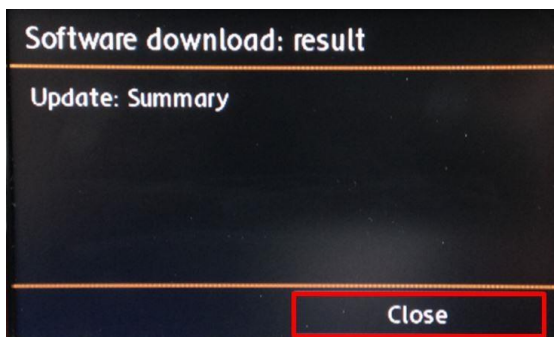
- Press “MSTD_US_VW_P4430” on the touch screen menu.

Technical Bulletin



- Press “Next” on the touch screen menu.
- The update will now take place.

 **Tip:** The radio may reboot one or more times during the update process. This is normal and not indicative of a malfunction.



- Once the software update is complete, press “close” on the touch screen menu.



Technical Bulletin

Warranty

To determine if this procedure is covered under Warranty, always refer to the Warranty Policies and Procedures Manual ¹⁾					
Model(s)	Year(s)	Eng. Code(s)	Trans. Code(s)	VIN Range From	VIN Range To
Golf/GTI, Golf R, Golf Sportwagen	2015	All	All	All	All
SAGA Coding					
Claim Type:	Use applicable Claim Type ¹⁾				
Service Number:	Damage Code	HST		Damage Location (Depends on Service No.)	
9130	0039	--		Use applicable when indicated in Elsa (L/R)	
Parts Manufacturer:	Golf/GTI, Golf Sportwagen, Golf R		PM6 ²⁾		
Labor Operation ³⁾ : Update programming			91302599 = 60 TU		
Labor Operation ³⁾ : Charge Battery			27068950 = 10 TU		
Causal Part: Select Labor Operation			91302599		
Diagnostic Time ⁴⁾					
GFF Time expenditure	01500000 = 00 TU max.		NO		
Road Test	01210002 = 00 TU 01210004 = 00 TU		NO		
Technical Diagnosis	0132000 = 00 TU max.		NO		
Claim Comment: Input "As per Technical Bulletin 2039352" in comment section of Warranty Claim.					
¹⁾ Vehicle may be outside any Warranty in which case this Technical Bulletin is informational only ²⁾ Code per warranty vendor code policy. ³⁾ Labor Time Units (TUs) are subject to change with ELSA updates. ⁴⁾ Documentation required per Warranty Policies and Procedures Manual.					

Technical Bulletin

Required Parts and Tools

Tool Description	Tool No:
Midtronics Battery Tester/Charger	InCharge 940 (INC-940) Or GRX3000VAS
VAS Diagnostic Tool	VAS 6150/X & VAS 6160/X with ODIS Service with: current online updates
SD Card: MY15 Golf, Golf R, Golf Sportwagen and GTI SW 87.7 Update for Vehicles <u>with</u> Navigation	SW877UDWITHNAV
SD Card: MY15 Golf, Golf R, Golf Sportwagen and GTI SW 87.7 Update for Vehicles <u>without</u> Navigation	SW877UDNONAV

 **Tip:**

Additional copy of the SD cards may be ordered from Volkswagen Technical Literature Ordering Center at www.vw.techliterature.com.

Additional Information

All part and service references provided in this Technical Bulletin are subject to change and/or removal. Always check with your Parts Dept. and Repair Manuals for the latest information.