

# Technical Service Bulletin



## 17 Checking engine oil level with dipstick T40178, but adjustment values are not available in Elsa

17 15 63 2038129/3 June 2, 2015. Supersedes Technical Service Bulletin Group 17 number 14-53 dated November 7, 2014 for reasons listed below.

Model(s)	Year	VIN Range	Vehicle-Specific Equipment
All	2008 - 2016	All	Not Applicable

## Condition

REVISION HISTORY		
Revision	Date	Purpose
3	-	Revised <i>Service</i> (Completely revised)
2	11/7/2014	Revised header data (Added model year) Revised attachment (Added TDI information)
1	8/15/2014	Initial publication

A check with the engine oil service dipstick T40178 is necessary, but the adjustment values for the dipstick are not available in the Elsa repair manual.

## Technical Background

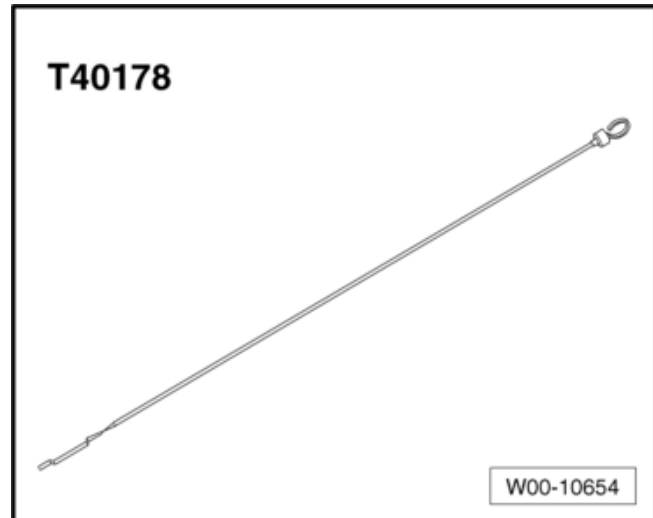
Because of a system change, the adjustment values for the service dipstick T40178 were removed from the repair manual.

## Production Solution

The adjustment values will be added to the repair manual at the next update.

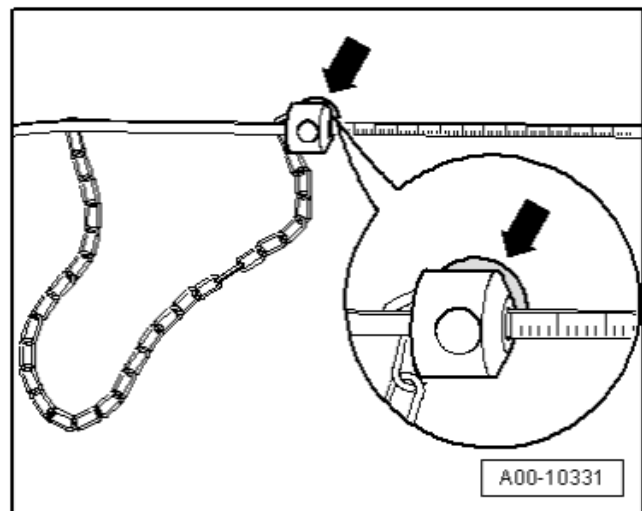
## Service

1. See the attached document for adjustment values for the engine oil service dipstick T40178 (Figure 1).



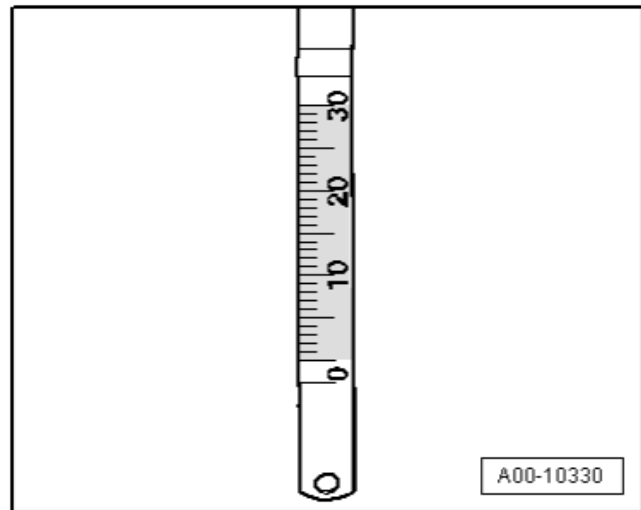
**Figure 1.** Engine oil service dipstick T40178.

2. Adjust the value on the dipstick on the upper scale by opening the knurled screw and moving the adjusting ring (Figure 2).



**Figure 2.** Knurled screw for adjusting the value on the dipstick upper scale.

3. Insert the dipstick all the way into the tube for the oil dipstick, then pull it out to read the oil level (Figure 3).



*Figure 3. Oil level reading.*

## Warranty

This TSB is informational only and not applicable to any Audi warranty.

## Required Parts and Tools

Service dipstick T40178

## Additional Information

All parts and service references provided in this TSB (2038129) are subject to change and/or removal. Always check with your Parts Department and service manuals for the latest information.

Model	Engine	Adjusting value for the adjusting ring at the top	Minimum oil level at the bottom of the scale	Maximum oil level at the bottom of the scale
42		---	---	---
8X		---	---	---
8P		---	---	---
8V		---	---	---
8K	2.0 TFSI (from MY 2009) (CAEB, CAED)	39	0	24
	2.0 TFSI (from MY 2013) (CPMA, CPMB)	32	0	27
	3.0 TFSI , 3.2 FSI(up to and including MY 2012 )	132	0	13
	3.0 TFSI (from MY 2013)	123	0	22
	4.2 FSI	196	0	18
8T	2.0 TFSI (from MY 2009) (CAEB, CAED)	39	0	24
	2.0 TFSI (from MY 2013) (CPMA, CPMB)	32	0	27
	3.0 TFSI , 3.2 FSI (up to and including MY 2012)	132	0	13
	3.0 TFSI (from MY 2013)	123	0	22
	4.2 FSI	178	0	23
	4.2 FSI (RS 5)	196	0	18
8F	2.0 TFSI (from MY 2010) (CAEB, CAED)	39	0	24
	2.0 TFSI (from MY 2013) (CPMA, CPMB)	32	0	27
	3.0 TFSI, 3.2 FSI	132	0	13
	4.2 FSI	178	0	23
	4.2 FSI (RS 5)	196	0	18
4F	---	---	---	---
4G	2.0 TFSI (from MY 2012) (CAEB, CAED)	39	0	24
	2.8 FSI, 3.0 TFSI	132	0	13
	2.5 FSI, 2.8 FSI	123	0	22
	4.0 TFSI	185	0	24
	3.0 TDI GEN II (CPNB)	87	0	12
4H	3.0 TFSI	132	0	13
	4.0 TFSI	185	0	21
	4.2 FSI	168	0	20
	3.0 TDI GEN II (CPNA)	87	0	12
8J		---	---	---
8U		---	---	---
8R	2.0 TFSI from MY 2011 (CAEB and hybrid)	39	0	24
	2.0 TFSI from MY 2013 (CPMA, CPMB)	32	0	27
	3.0 TFSI, 3.2 FSI	132	0	13
	3.0 TDI GEN II (CPNB)	87	0	12
4L		---	---	---

Verify that the system is full by cross-referencing with the MMI.