

# Authorized Field Change



**AFC 15902**

---

**Date:** NOVEMBER 4, 2015

**Subject File:** ELECTRICAL

**Subject:** GEN 4 Body Control Module (BCM) Kernel Update

Model: CE C and CE S Bus

Start Date: 23 January 2015 End Date: 27 August 2015

## DESCRIPTION

The Body Control Module (BCM) may not go to sleep when the ignition is in the OFF position and could result in excessive battery drain when the vehicle has not been operated for an extended period of time.


## ELIGIBILITY


This procedure applies ONLY to vehicles marked in the International® Service Portal<sup>SM</sup> with Authorized Field Change 15902. Also complete any other open campaigns listed on the Service Portal at this time


## PARTS INFORMATION


There are no parts for this campaign.

## SERVICE PROCEDURE

 **WARNING:** To prevent property damage, personal injury, and / or death, park vehicle on hard flat surface, turn the engine off, set the parking brake, and install wheel chocks to prevent the vehicle from moving in both directions.

 **WARNING:** To prevent personal injury and / or death, always wear safe eye protection when performing vehicle maintenance.

 **WARNING:** To prevent property damage, personal injury, and / or death, keep flames or sparks away from vehicle and do not smoke while servicing the vehicle's batteries. Batteries expel explosive gases.

 **WARNING:** To prevent property damage, personal injury, and /or death, remove ground cable from negative terminal of main battery before disconnecting or connecting electrical components. Always connect ground cable last.

1. Park vehicle on a flat surface with the wheels straight ahead.
2. Shift transmission to Park or Neutral, and set parking brake.
3. Install wheel chocks.
4. Using Diamond Logic Builder®, reprogram BCM to the most current Kernel. Refer to IK1600174 — Updating Body Controller Software for detailed instruction.
5. Remove wheel chocks.

### LABOR INFORMATION

Operation number must appear on all claims.

Table 1. Labor Information

Operation No.	Description	Time
A40-15902-1	Reprogram BCM	0.3 hr

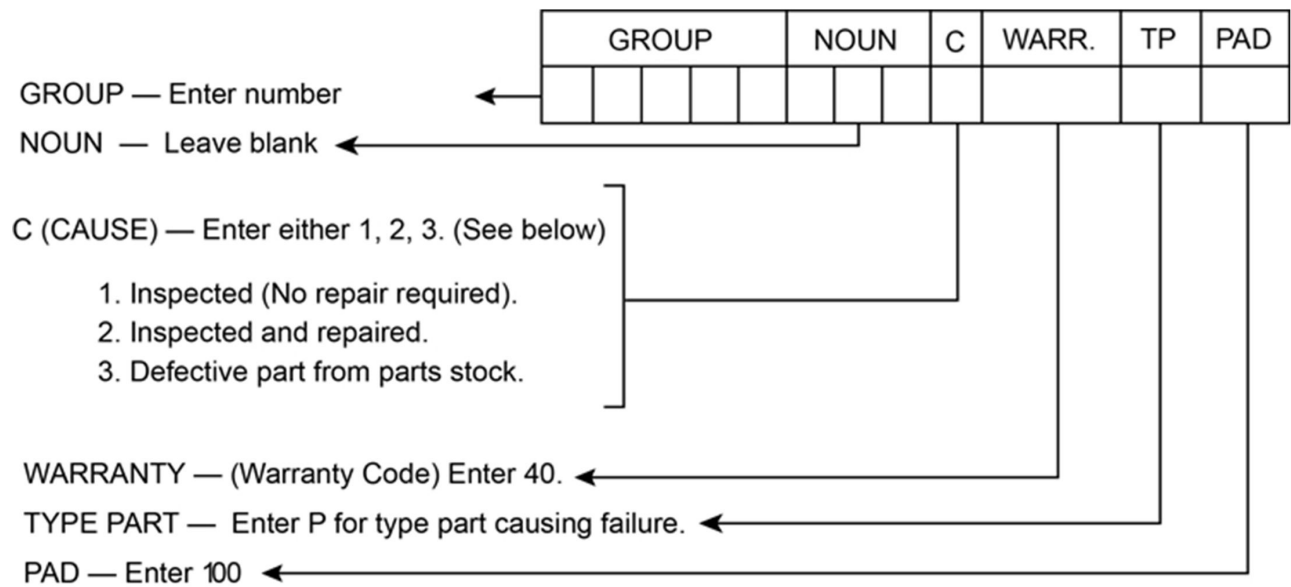
### ADMINISTRATIVE PROCEDURE

Expense is to be charged to Warranty. Claims are to be submitted in the normal manner, making reference to Authorized Field Change Number 15902.

It is important that the coding be completed properly to assist in processing the warranty claim. Complete instructions will be found in the Warranty Policy Manual, Section 7.1.8.

As with all claim submissions, items acquired locally must be submitted in the "Other Charges" tab. The cost of any bulk items (such as a bag of cable tie straps, roll of wire, barrel of oil, or tube of silicone) should be prorated for the cost of the individual pieces / amount used during each repair.

To ensure this important improvement is made in a timely manner, all claims for 15902 activity must be submitted by 04 November 2016 or within the normal warranty period for the vehicle, if after 04 November 2016.



0000047910