



Service Bulletin

PRELIMINARY INFORMATION

Subject: Engine Overheating - Poor Heater Performance AC Off Message P00B7 P2181

Models: 2014 - 2015 Buick Regal
2013 - 2015 Cadillac ATS
2014 - 2015 Cadillac CTS
2013 - 2015 Chevrolet Malibu
2014 - 2015 Chevrolet Impala
equipped with 2.0L or 2.5L engine (RPO's LCV, LKW and LTG)

The following diagnosis might be helpful if the vehicle exhibits the symptom(s) described in this PI.

Condition/Concern

Customer may have a complaint of one or more of the following: engine overheating, and/or poor heater performance, AC off message, MIL illumination due to P00B7 and/or P2181.

Recommendation/Instructions

For 2013 Models remove the water outlet assembly attached to the rear of the cylinder head

This outlet is made of black plastic and has the hoses that connect to the heater core and surge tank


Check the outlet for plastic flashing and/or debris. (see photos below for reference).

If flashing and/or debris is found, replace the assembly.

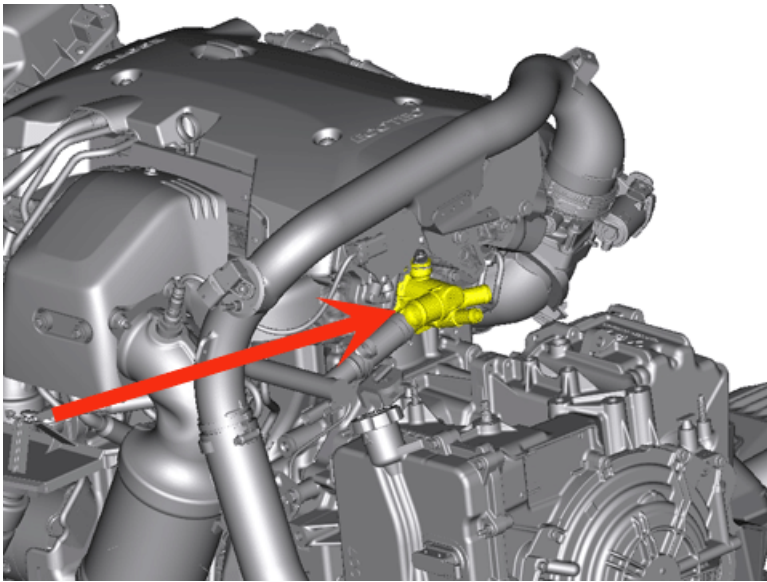
Ensure the heater hoses are free of debris as well.



For all others if no flashing or debris is seen in the water outlet assembly or hoses, inspect the upper heater core hose and coolant bypass pipe at the water outlet for a black plug.

If plug is found, remove and discard.



Evacuate and refill the system using the vac and fill procedure.
Evaluate heating and cooling systems and validate the repair.





Warranty Information

For vehicles repaired under warranty use:

Labor Operation	Description	Labor Time
4032680	Water Outlet Replacement	Use Published Labor Time
ADD TIME	To Fill Cooling System	Use Published Labor Time

Please follow this diagnostic or repair process thoroughly and complete each step. If the condition exhibited is resolved without completing every step, the remaining steps do not need to be performed.

GM bulletins are intended for use by professional technicians, NOT a "do-it-yourselfer". They are written to inform these technicians of conditions that may occur on some vehicles, or to provide information that could assist in the proper service of a vehicle. Properly trained technicians have the equipment, tools, safety instructions, and know-how to do a job properly and safely. If a condition is described, DO NOT assume that the bulletin applies to your vehicle, or that your vehicle will have that condition. See your GM dealer for information on whether your vehicle may benefit from the information.



WE SUPPORT VOLUNTARY TECHNICIAN CERTIFICATION