



Service Bulletin

PRELIMINARY INFORMATION

Subject: Spare Tire Jack Storage Compartment Door Difficult to Latch or Falls Open Due to Inability to Latch


Models: 2009-2016 GMC Acadia

Attention: This PI also applies to any of the above models that may be Middle East Export vehicles.

This PI has been revised to add Model Years and update the Labor Operation to the Global Labor Code (GLC). Please discard PI0731A.

Condition/Concern


Some customers may comment that the jack storage compartment door may be difficult to latch or may fall open on its own because of improper latching.



The cause of this condition may be that excessive interference may exist between the storage compartment door latch (1) and the body side trim panel (2), not allowing the door to latch properly.

Recommendation/Instructions

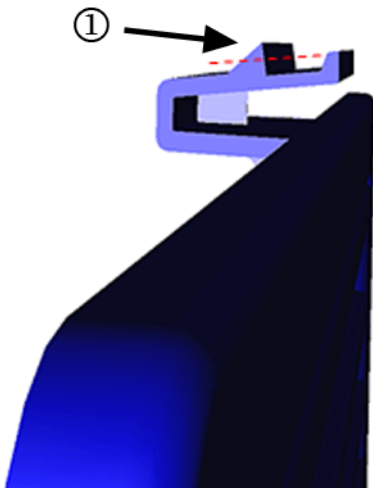
Important: In cases where the storage compartment door becomes damaged because of the customer attempting to latch or open, along with replacing the compartment door, the repair below should still be performed to minimize the possibility of a repeat concern.



Note: The excessive flash may be folded back behind the panel and difficult to see, but it can still be detected by feeling the back side of the trim panel opening. In many cases this interference is caused by excessive flash on the inside edge of the body side trim panel opening, preventing proper engagement of the latch.



Remove the storage compartment door and inspect the side trim panel opening for flash. If flash is present, it should be removed with a file inserted at a steep angle.



Once the flash is removed, re-install the storage compartment door. If it latches easily, no further action is required. However, if it is still difficult to latch, it may be necessary to remove approximately 1.0 mm (0.04 in) of material from the pointed edge (1) of the jack storage compartment door latch.



Detach the storage compartment door from the body side trim panel, and using a file or similar tool, remove 1.0mm (0.04 in) of material from the storage door latch.



Reinstall the storage compartment door and verify improved function of door latch.

Warranty Information

For vehicles repaired under warranty, use:

Labor Operation	Description	Labor Time
1080308*	Remove Material Flash from Body Side Trim Panel	0.2 hr
Add	Remove Material from Jack Storage Compartment Door Latch	0.1 hr
*This is a unique Labor Operation for Bulletin use only. It will not be published in the Labor Time Guide.		

GM bulletins are intended for use by professional technicians, NOT a "do-it-yourselfer". They are written to inform these technicians of conditions that may occur on some vehicles, or to provide information that could assist in the proper service of a vehicle. Properly trained technicians have the equipment, tools, safety instructions, and know-how to do a job properly and safely. If a condition is described, DO NOT assume that the bulletin applies to your vehicle, or that your vehicle will have that condition. See your GM dealer for information on whether your vehicle may benefit from the information.



WE SUPPORT VOLUNTARY TECHNICIAN CERTIFICATION