

# Initial Calibration of Compass During PDS

**Service Category** General

**Section** Pre-Delivery Service

**Market** USA

Lexus Supports  
ASE Certification 

## Applicability

YEAR(S)	MODEL(S)	ADDITIONAL INFORMATION
2016	RX350, RX450H	

## Introduction

Some 2016 model year RX 350 and RX 450h vehicles are equipped with a compass in the rear view mirror. In order for the compass to correctly indicate the direction that the vehicle is heading, it must be calibrated prior to vehicle delivery. Use one of the two following procedures to perform initial calibration during Pre-Delivery Service (PDS).

## Warranty Information

OP CODE	DESCRIPTION	TIME	OFP	T1	T2
N/A	Not Applicable to Warranty	—	—	—	—

## Initial Calibration of Compass During PDS

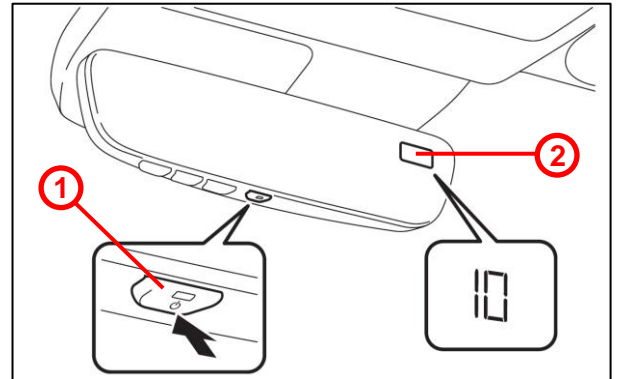
### Calibration Procedure - Deviation Method

1. Cycle the ignition switch to the "IG-ON" position and hold the mirror switch until the zone number appears on the display.

#### HINT

Pushing the mirror switch turns the compass display ON or OFF.

Figure 1.

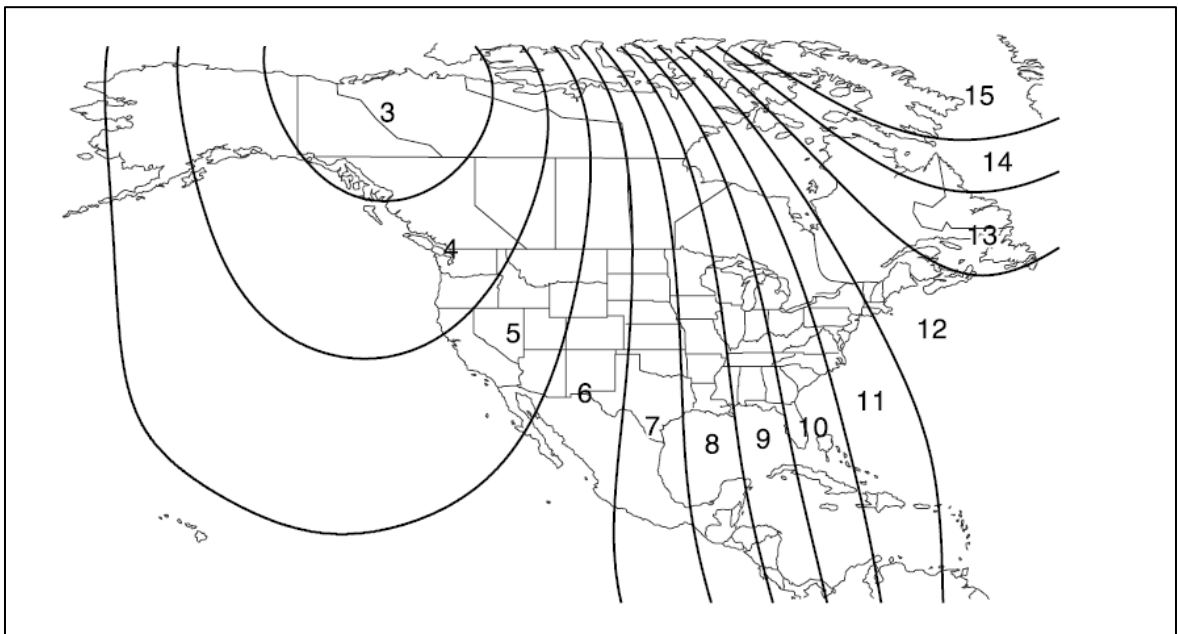


1	Mirror Switch
2	Compass Display

2. Push the mirror switch to select the number of the zone where the vehicle is located.

See the map for zone reference.

Figure 2.

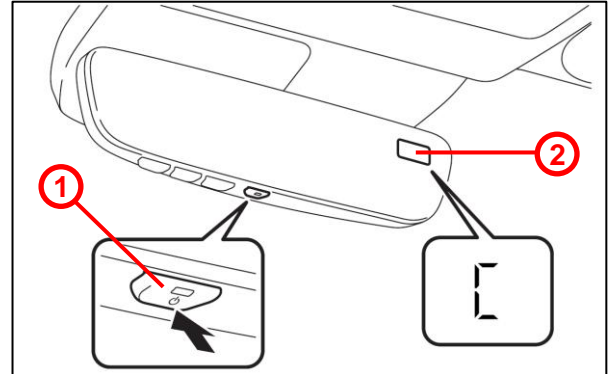


## Initial Calibration of Compass During PDS

### Calibration Procedure - Driving Method

1. Start the engine/hybrid system and push and hold the mirror switch until "C" appears on the display.

Figure 3.

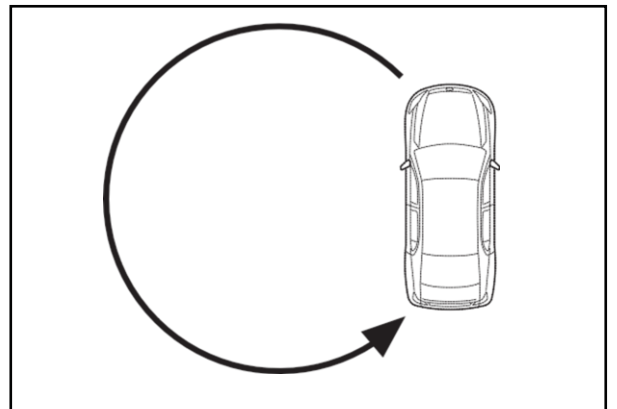


1	Mirror Switch
2	Compass Display

2. Drive the vehicle slowly at 5 mph (8 km/h), or less, in a circle until the direction is displayed. If there is NOT enough space to drive in a circle, perform 2 three-point turns in succession.

Once the direction is displayed, the calibration is complete.

Figure 4.



#### NOTE

- Do NOT perform calibration of the compass in a place where the Earth's magnetic field is subject to interference (underground parking, under a steel tower, between buildings, roof parking, near a railroad crossing, near a large vehicle, etc.).
- During calibration, do NOT operate electric systems (sliding roof, power windows, etc.) as they may interfere with the calibration.