

Subject

Truck Bed Tonneau Cover - Hinge Cover Lifting

Market

USA

Service Category

Vehicle Exterior

Section

Exterior Panels/Trim

Applicability

2016 Tacoma

APPLICABLE VEHICLES

2016

Tacoma

CONDITION

Some vehicles equipped with the bed tonneau cover may exhibit a condition in which hinge cover(s) are not flat when in the closed position.




Gap from hinge cover to tonneau cover should be no more than 0 -1mm.

RECOMMENDATIONS

This procedure clarifies the installation instructions found in the "Tonneau Cover Assembly" section of the repair manual. If the cover(s) are not flat and fully secured, follow the procedure below:

- 1) Fully lift the raised portion of hinge cover until hinge cover locking tab is exposed.



Subject

Truck Bed Tonneau Cover - Hinge Cover Lifting


Market

USA


Applicability

RECOMMENDATIONS

- 2) Firmly press down on the center portion of cover and wedge the cover locking tab on the tonneau cover surface.



- 3) Spread the cover locking tab with a plastic pry tool the length of raised portion.



- 4) Reinstall the hinge cover by pushing locking tab into groove until it is flat.



Subject

Truck Bed Tonneau Cover - Hinge Cover Lifting

Market

USA

Applicability


RECOMMENDATIONS

- Using a screen spline installation tool (PrimeLine Standard Installation Tool (YWW1201) or similar, typically available at Walmart and most home improvement stores), firmly roll along the hinge cover ridge, 6mm from the outer edge. To ensure appropriate pressure is applied during this step, hold the roller as illustrated below:

Note: Use the convex roller side of the tool only. **N=O** **M=X**



Note: this step must be performed at the position shown below, locking tab ridge (6mm from outer edge of cover), along the entire length of the hinge cover to ensure proper seating.



- Run plastic pry tool below lip and pull up slightly to ensure hinge cover is properly seated.



Subject

Truck Bed Tonneau Cover - Hinge Cover Lifting

Market


USA

Applicability

RECOMMENDATIONS

- 7) Confirm quality of repair by lifting tonneau cover section where work was performed at a 90 degree angle and drop to closed latched position (perform this action five times).

NOTE: Ensure that there is no person or object that may interfere or be hit when performing this step.



- 8) If NG condition still exists, redo steps 1-7. If OK condition exist, repair is complete.

LINK REFERENCES

- [ENGINE HOOD / DOOR: TONNEAU COVER ASSEMBLY: REASSEMBLY; 2016 MY Tacoma \[08/2015 - ???????\]](#)