




|  |                        |                                 |
|--|------------------------|---------------------------------|
|   | GROUP<br><b>Engine</b> | MODEL<br><b>All &gt; 2012MY</b> |
|  | NUMBER<br><b>PS400</b> | DATE<br><b>April 2015</b>       |
|   |                        |                                 |
| <b>SUBJECT: SMART PEDAL FEATURE</b>  |                        |                                 |

The “Smart Pedal” is an integral part of the Engine Management System (EMS) functionality which monitors and prevents the simultaneous activation of accelerator and brake pedals. When engaged, the feature reduces engine power to idle. Most customers will never notice the Smart Pedal feature when active, however, customers who tend to rest their foot on the brake pedal while driving might describe a hesitation or delay symptom and not realize that the EMS Electronic Control Module is intervening, as designed.



**NOTE:**

- **To allow for accelerating from a stop on hills, Smart Pedal does not engage when the brake pedal is depressed first (held) and the accelerator pedal is depressed thereafter.**
- **The Smart Pedal feature cannot be deactivated.**

For more information on the Smart Pedal feature see: [Tech Times Volume 13, Issue 3, page 4](#)