

Ramp Repair

Picture 1



Loctite AA H8100 Adhesive,
data sheet attached


Loctite applicator gun with
mixing tips will be required for
this process.

Picture 2



On backside of ramp grind off
the powder coat behind
affected area as shown in
picture 2.


Picture 3



Prep the 2 X 2 X 3/16" T6160 Aluminum backing plate, by grinding the surface for better adhesion.


Wipe down both backing plate and ramp surfaces with alcohol before adding adhesive.

Picture 4



Apply the Loctite adhesive to back side of ramp. Follow the pattern show in picture 4. Adding more adhesive will not improve the bond.


Picture 5



Place the 2 X 2 X 3/16" T6160 Aluminum backing plate prepped surface down onto the adhesive.

Press and hold for 15 seconds.

Picture 6



Clamp backing plate to ramp for 15 minutes.

Set time is 15 minutes

Full cure time is 24 hours

Apply black paint to affected areas.