

TECHNICAL BULLETIN  
Q407NAS1  
26 SEP 2014



© Jaguar Land Rover North America, LLC

NOTE: The information in Technical Bulletins is intended for use by trained, professional Technicians with the knowledge, tools, and equipment required to do the job properly and safely. It informs these Technicians of conditions that may occur on some vehicles, or provides information that could assist in proper vehicle service. The procedures should not be performed by 'do-it-yourselfers'. If you are not a Retailer, do not assume that a condition described affects your vehicle. Contact an authorized Land Rover service facility to determine whether this bulletin applies to a specific vehicle.

**SECTION: 501-10B**

Service Action: Rear Right-Hand Seat Cushion Blower Motor

**AFFECTED VEHICLE RANGE:**

**Range Rover (LG)**  
**Model Year:** 2014  
**VIN:** EA154724-EA177794

**MARKETS:**

NAS

**CONDITION SUMMARY:**

**Situation:** A potential issue has been identified on a limited number of 2014 model year Range Rover (L405) vehicles where the rear right-hand seat heating / cooling is inadequate or inoperative.

**Action:** Retailers are required to **HOLD** only affected vehicles that are within your control and refrain from releasing the vehicles for new or used vehicle sale pending completion of the rework action detailed in this Technical Bulletin. Unsold vehicles should have this performed as part of the Pre-Delivery Inspection (PDI) process but **must** have it completed prior to vehicle handover to the customer. Affected vehicles already in the hands of customers should be updated at the next available opportunity.

**PARTS:**



**NOTE: \* when ordering parts, order only the expected percentage demand of parts identified**

DESCRIPTION	PART No. / SUNDRY CODE	QTY. / VALUE	EXPECTED % of VEHICLES REQUIRING PARTS*
Rear seat cushion blower motor	LR034636	1	50

**SPECIAL TOOLS:**

Refer to Workshop Manual / Service Instruction for any required tools

**WARRANTY:**



**NOTE: Check DDW to ensure that a vehicle is affected by this program prior to undertaking any rework action. Repair procedures are under constant review, and therefore times / prices are subject to change; those quoted here must be taken as guidance only. Refer to TOPIx to obtain the latest repair time. At the time of confirming a booking for vehicle repair, ensure that all outstanding Service Actions are identified to ensure the correct parts are available and adequate workshop time is allocated for**

**repairs to be completed at one visit.**

Warranty claims must be submitted quoting Program Code 'Q407' together with the relevant Option Code from the table. The SRO and part information listed have been included for information only. The Option Code(s) that allows for the drive in / drive out allowance may only be claimed if the vehicle is brought into the workshop for this action alone to be undertaken.

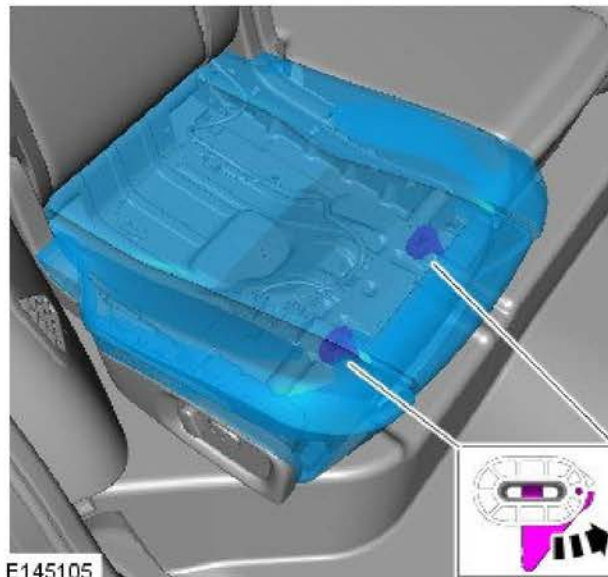
This program is valid for a limited time only. Warranty claims with a repair date prior to the **30 September 2016** closure date must be submitted for payment within 30 calendar days of completion of the repair.

PROGRAM CODE	OPTION CODE	DESCRIPTION	SRO	TIME (HOURS)	PARTS / SUNDRY CODE	QTY. / VALUE
Q407	A	Rear right-hand seat cushion blower motor - Inspect - No further action	05.10.10	0.10	-	-
Q407	K	Rear right-hand seat cushion blower motor - Inspect - No further action Drive in/drive out	05.10.10 02.02.02	0.10 0.20	- -	- -
Q407	B	Rear right-hand seat cushion blower motor - Renew	78.15.18.85	0.30	LR034636	1
Q407	C	Rear right-hand seat cushion blower motor - Renew Drive in/drive out	78.15.18.85 02.02.02	0.30 0.20	LR034636 -	1 -

Normal Warranty policies and procedures apply


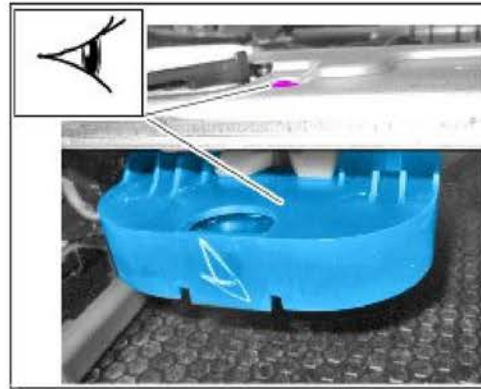
**SERVICE INSTRUCTION:**

1. Position the rear right-hand seat into the fully forward position; raise the seat and the calf-rest.
2. Remove the rear right-hand seat cushion.



**3.** Visually inspect and feel for any signs of damage or drill marks on the rear right-hand seat cushion blower motor.

- If there are any signs of damage or drill marks or the rear right-hand seat cushion blower motor is non-functional, continue to Step 4.
- If there are no signs of damage or drill marks and the rear right-hand seat cushion blower motor is functional, continue to Step 5.



**4.** Install a new rear right-hand seat cushion blower motor (see TOPIx Workshop Manual, section 501-10B)

**5.** To install, reverse the removal procedure.