

<b>Subject:</b>  RATTLE NOISE FROM BOTTOM OF A-PILLAR	<b>Bulletin No:</b> 09-001/14
	<b>Last Issued:</b> 03/28/2014

## BULLETIN NOTE


- This bulletin supersedes the previous bulletin 09-001/14, issued on 01/08/14. The APPLICABLE MODEL(S)/VINS has been revised.
- Changes are noted below in Red beside the change bar.

## APPLICABLE MODEL(S)/VINS

2014 Mazda3 with VINS lower than JM1BM\*\*\*\*\*189736 (produced before March 1, 2014)

## DESCRIPTION

Some vehicles may exhibit a rattle noise from the bottom of the A-pillar when driving on rough roads or over bumps. This is caused by the cowl upper plate and/or dash upper panel interfering with the wiper bracket. To correct the problem, spot welding locations to the dash and cowl assembly have been changed. For the affected vehicles, a clearance needs to be created between the wiper bracket and cowl upper plate and between the wiper bracket and dash upper panel.



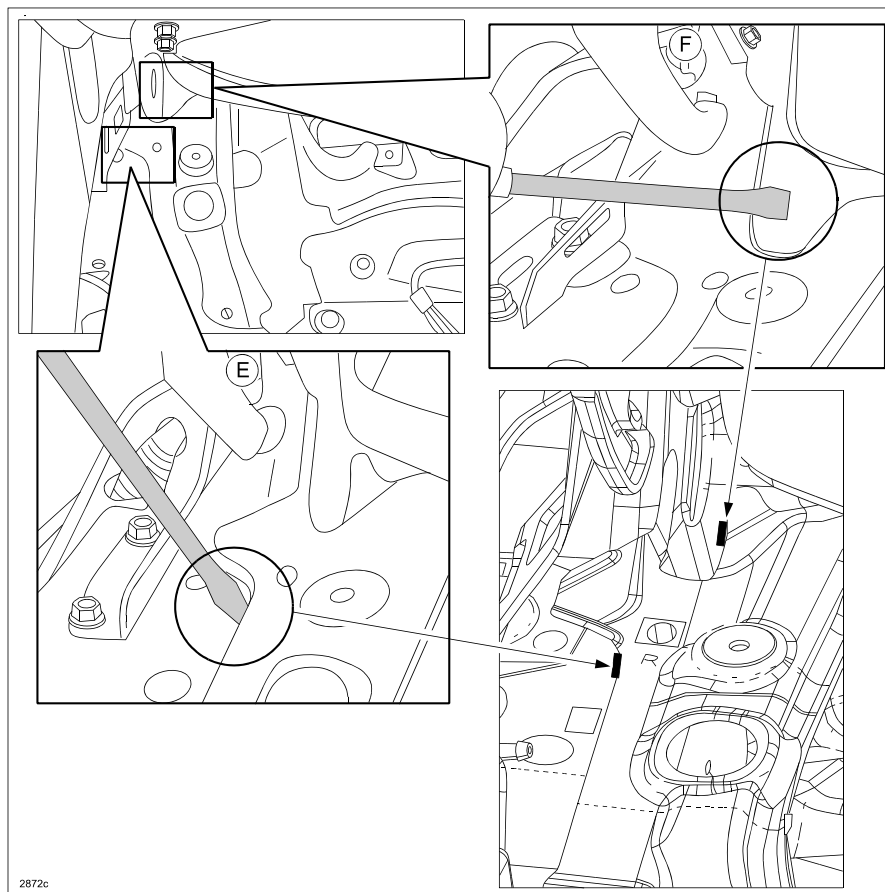
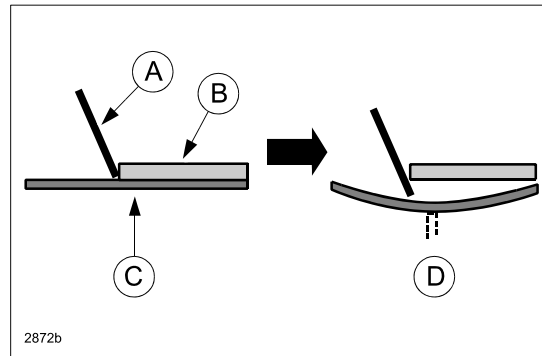
Customers having this concern should have their vehicle repaired using the following repair procedure.

## REPAIR PROCEDURE

1. Verify customer concern.
2. Remove the cowl grille from the vehicle according to the instructions on MS3 online or the Workshop Manual (section 09-16 COWL GRILLE REMOVAL/INSTALLATION).

- Place the tip of a covered\* flat-blade screwdriver (A) between the two panels (B and C) at the joint (between the wiper bracket and cowl upper plate (E) and between the wiper bracket and dash upper panel (F)) and hit the head of the screwdriver with a hammer to create a clearance of approximately 0.5 mm (D) between the two panels.

**\*NOTE:** To avoid damage to the paint, wrap protective tape around the tip of the screwdriver. If the panels are scratched, apply appropriate corrosion protection primer.



- Re-install the cowl grille.
- Verify repair.

## WARRANTY INFORMATION

**NOTE:**

- This warranty information applies only to verified customer complaints on vehicles eligible for warranty repair.
- This repair will be covered under Mazda's New Vehicle Limited Warranty term.
- Additional diagnostic time cannot be claimed for this repair.

Warranty Type	A
Symptom Code	82
Damage Code	98
Part Number Main Cause	BHR1-53-5DX (Wiper Bracket)
Quantity	0
Operation Number / Labor Hours:	XXK2WXRX / 0.3 Hrs.