



# Service Bulletin

File in Section: -

Bulletin No.: PI1185


Date: March, 2014

## PRELIMINARY INFORMATION

**Subject:** Sharp Metal Edge Across Top of Rear Compartment Opening (Rear Window Panel)

**Models:** 2013 Chevrolet Malibu (without eAssist )

**Condition/Concern**




3746170

Some customers may comment that there is a sharp metal edge across the inside top area of the rear compartment opening.

During the manufacturing process, a metal burr may have been left on the rear edge of the rear window panel.


### Recommendation/Instructions

**Warning:** When working with sheet metal with exposed or rough edges, wear approved safety glasses and gloves in order to reduce the chance of personal injury.



3746177

Install a protective cover (sealing strip) on the edge of the rear window panel as shown.



3746180

Ensure the sealing strip covers the complete edge between the left and right trunk side panel trim.

## Parts Information

Part Number	Description	Quantity
23452494	Sealing Strip	1

## Warranty Information

For vehicles repaired under warranty, use:

Labor Operation	Description	Labor Time
1480218*	Install Rear Compartment Sealing Strip	0.2 hr
*This is a unique Labor Operation for Bulletin use only. It will not be published in the Labor Time Guide.		