

97 Replacement fuse panel SA/SB has no power distribution bar (SA panel)

97 14 44 2037079/1 April 29, 2014.

Model(s)	Year	VIN Range	Vehicle-Specific Equipment
A3	2009	All	Not Applicable

Condition

The replacement service part for the SA/SB fuse panel (located under the hood inside the engine bay) does not have the metal SA power distribution bar or “current rail” (Figure 1).




Figure 1. The power distribution bar or “current rail” (A).

Technical Background

The under-hood fuse panel (SA/SB assembly) with part number 1K0 937 125 A or 000 937 125 is supplied without the power distribution bar.

When the fuse panel is replaced with one of these parts, the power distribution bar from the original fuse panel must be re-installed on the new fuse panel.

Production Solution

Not applicable.

Service

1. Carefully remove the power distribution bar from the original fuse panel by using a suitable tool such as a small pocket screwdriver in the area of the three arrows shown in the image at right (Figure 2).




Figure 2. The power distribution bar or “current rail” (A).

2. Install the power distribution bar from the original fuse panel to the new replacement SB panel.
3. A 30A fuse must be used in position SB16 (Figure 3) after the new fuse panel assembly is installed.

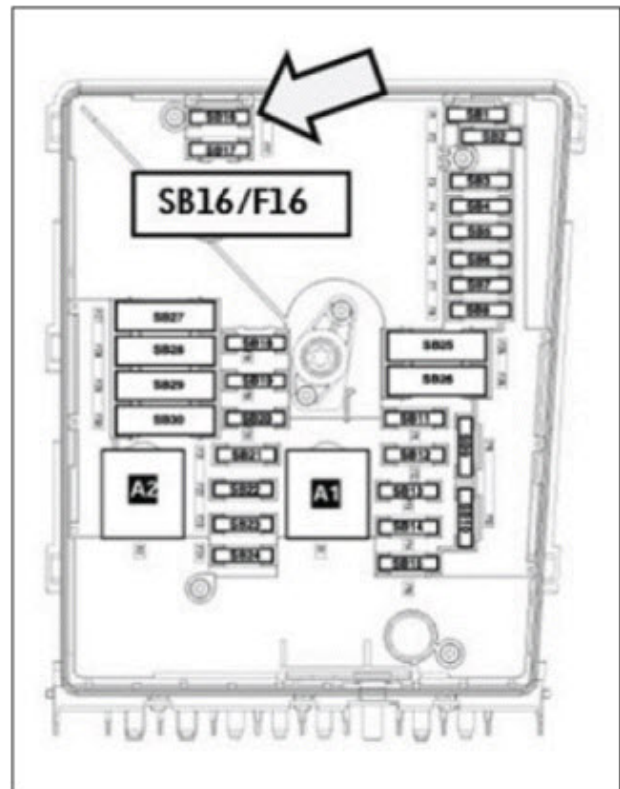


Figure 3. 30A fuse in position SB16.



Tip: When the new SB panel part number 000 937 125 is used, the power distribution bar of the existing SB panel must be removed and installed on the new SB panel. Ensure that the power distribution bar does not twist or bend. If it does become damaged, email vwoaspecialservices@vw.com.

Technical Service Bulletin



Warranty

This TSB is informational only and not applicable to any Audi warranty.

Required Parts and Tools

Part Number	Part Description	Quantity
000937125	Fuse box/relay plate for engine compartment	1
N01713125	Fuse (30 A, green) position SB 16	1

Additional Information

All parts and service references provided in this TSB (2037079) are subject to change and/or removal. Always check with your Parts Department and service manuals for the latest information.