

# Technical Service Bulletin



## 35 Gearbox warning light on (DTCs P179E00, P179F00, P0700, P060A)

35 14 17 2032211/2 September 25, 2014. Supersedes Technical Service Bulletin Group 35 number 12-08 dated December 21, 2012 for reasons listed below.

| Model(s) | Year        | VIN Range | Vehicle-Specific Equipment |
|----------|-------------|-----------|----------------------------|
| S4       | 2010 - 2014 | All       | 0B5 S-Tronic transmission  |
| S5 Cab   | 2010 - 2014 | All       | 0B5 S-Tronic transmission  |
| S5 Coupe | 2103 - 2014 | All       | 0B5 S-Tronic transmission  |
| RS5      | 2013 - 2014 | All       | 0B5 S-Tronic transmission  |
| S6       | 2013 - 2014 | All       | 0B5 S-Tronic transmission  |
| S7       | 2013 - 2014 | All       | 0B5 S-Tronic transmission  |

## Condition

| REVISION HISTORY |            |  |
|------------------|------------|--|
| Revision         | Date       | Purpose  |
| 2                | -          | Revised header data (Added S5, S6, S7, and RS5 models. Added model years 2013 and 2014. Added DTCs.) |
| 1                | 12/21/2012 | Initial publication  |

- The driver information system displays the message “Gearbox malfunction: you can continue driving”.
- One of the following scenarios is present:

### Scenario 1:

The following entries are logged individually or in combination, with P179E logged first (using DTC environmental data). In this scenario, if DTC P179E is not logged first, this TSB does not apply:

- **DTC P179E** (Drive position sensor electrical error)
- **DTC P0700 with DFCC 20196** (Transmission control system malfunction)
- **DTC P1758 with DFCC 8464** (Terminal 15 voltage supply open circuit)
- **DTC P060A with DFCC 8126, 8345** (Internal control module monitoring processor performance)

# Technical Service Bulletin



## Scenario 2:

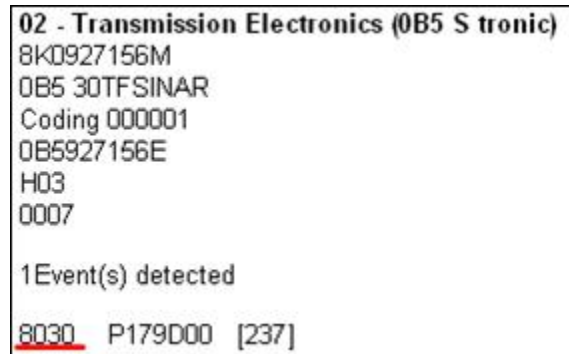
The following entries are logged individually or in combination. The order in which the DTCs are logged is not relevant:

- **DTC P179E with DFCC 8050, 8051, 8052, 8053** (Drive position sensor electrical error)
- **DTC P179F with DFCC 8054, 8055, 8056, 8057** (Drive position sensor malfunction)
- **DTC P0716 with DFCC 8096, 8101** (Input turbine/speed sensor "A" circ. range/performance)
- **DTC P171F with DFCC 8097, 8102** (Transmission input speed (RPM) sensor 2 implausible signal)
- **DTC P0715 with DFCC 8094, 8103** (Input turbine/speed sensor "A" circuit.)
- **DTC P2765 with DFCC 8095, 8104** (Input turbine/speed sensor "B" circuit)
- **DTC P0501 with DFCC 8098** (Vehicle speed sensor "A" range/performance)
- **DTC P2159 with DFCC 8099** (Vehicle speed sensor "B" range/performance)



**Tip:** Fault codes and DFCC codes must match *exactly* for this TSB to apply.

The DFCC is the 4-6 digit code that is typically listed before the fault code (Figure 1).



**Figure 1.** DFCC 4-6 digit code listed before the fault code, underlined in red.

## Technical Background

Incorrect driving mode sensor module.


## Production Solution


Not applicable.

## Service

1. If the *Condition* matches exactly, replace the G676 sensor module with circuit board by following instructions in *Elsa* >> *Repair manual* >> *Transmission* >> *S Tronic Transmission Internal Components* >> *35 Gears, Shafts* >> *Removal and Installation* >> *Sensor Module with Transmission Input Speed Sensor -G612-, -G632-, -G676- and Circuit Board 3.*

When replacing the sensor module, its wiring loom must also be replaced.

 **Note:** These instructions require transmission case disassembly. Audi Academy course #950224 is required before repair service can be attempted. Complete the course and the assessment #950224B before attempting repair or warranty claim may be denied. The course can be found on the Audi Academy CRC site.

 **Tip:** Use caution when lifting or lowering intermediate housing to avoid damage to components (Figure 2).



**Figure 2.** Caution points: drip tray and sensor module connector.

# Technical Service Bulletin



## Warranty

|                          |  |              |   |
|--------------------------|--|--------------|---|
| <b>Claim Type:</b>       | Use applicable claim type. If vehicle is outside any warranty, this Technical Service Bulletin is informational only.        |              |   |
| <b>Service Number:</b>   | 3512   |              |   |
| <b>Damage Code:</b>      | 0012   |              |   |
| <b>Labor Operations:</b> | Remove and install gearbox   | 3435 19XX    | See Elsa  |
|                          | Replaced sensor module G676  | 3512 1950    | 570 TU  |
| <b>Diagnostic Time:</b>  | GFF to perform basic setting and adaptation after replacing sensor   | 0150 0000    | Time stated on diagnostic protocol (Max 100 TU) |
|                          | Road test prior to service procedure   | No allowance | 0 TU  |
|                          | Road test after service procedure  | 0121 0004    | 10 TU   |
|                          | Technical diagnosis at dealer's discretion<br>(Refer to Section 2.2.1.2 and Audi Warranty Online for DADP allowance details) |              |   |
| <b>Claim Comment:</b>    | As per TSB 2032211/2   |              |   |

All warranty claims submitted for payment must be in accordance with the *Audi Warranty Policies and Procedures Manual*. Claims are subject to review or audit by Audi Warranty.

## Required Parts and Tools

| Part Number | Part Description              | Quantity   |
|-------------|-------------------------------|------------|
| 0B5321371E  | Gasket for transmission pan   | 1          |
| N10405702   | Bolts for mechatronics unit   | 6          |
| G052513A2   | Front final drive oil (MTF)   | 5.0 Liters |
| G052529A2   | Dual clutch gearbox oil (ATF) | 7.5 Liters |
| 0B5927321F  | Module                        | 1          |
| 0B5321391A  | Harness                       | 1          |
| AMV18800102 | Sealing paste                 | 1          |
| 0B5301515H  | Pump with seals               | 1          |

# Technical Service Bulletin



|             |                                   |    |
|-------------|-----------------------------------|----|
| WHT001955   | Bolt                              | 1  |
| WHT002459   | Bolt                              | 28 |
| WHT001958B  | Bolt                              | 2  |
| 0B5301227C  | Seal kit                          | 1  |
| 0B5323525B  | O-ring                            | 1  |
| 0B5311113F  | Seal                              | 1  |
| 0B5315105TC | Oil pipe with seals               | 1  |
| 0B5315105TA | Oil pipe with seals               | 1  |
| 0B5325571   | Sleeve with seals                 | 1  |
| 0B5311944B  | Seal                              | 4  |
| 0B5321473   | Oil pipe                          | 1  |
| WHT003380   | Seal                              | 1  |
| WHT003379   | Seal                              | 1  |
| 0B5301311E  | Oil drip tray (Replace if broken) | 1  |

## Additional Information

All parts and service references provided in this TSB (2032211) are subject to change and/or removal. Always check with your Parts Department and service manuals for the latest information.