



**HYUNDAI**

NEW THINKING.  
NEW POSSIBILITIES.

# TECHNICAL SERVICE BULLETIN

GROUP  
**BODY ELECTRICAL**

NUMBER  
**14-BE-005**

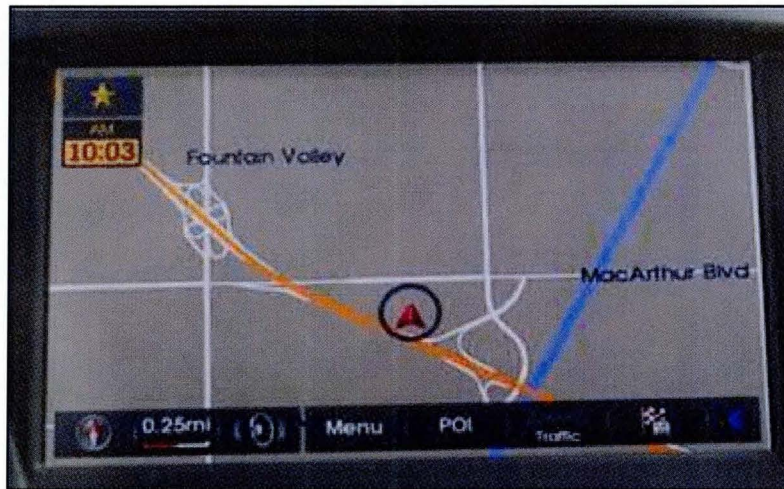
DATE  
**APRIL 2014**

MODEL(S)  
**VARIOUS**

**SUBJECT: SD CARD MATCHING TABLE INFORMATION**

**DESCRIPTION:** This bulletin describes the compatibility matrix for SD Cards used in various Hyundai Navigation systems.

## NAVIGATION



Applicable Vehicles	
Model Year	Vehicle
2014	Sonata (YF)
2014	Elantra (UD/MD/JK)
2014	Tucson (LM)
2013 and 2014	Santa Fe Sport (AN)
2013 and 2014	Santa Fe (NC)
2014	Azera (HG)
2014	Genesis Coupe (BK)


**Warranty Information:** Normal warranty applies.

Circulate To: General Manager, Service Manager, Parts Manager, Warranty Manager, Service Advisors, Technicians, Body Shop Manager, Fleet Repair

SONATA SD CARD MATCHING TABLE INFORMATION

1. With the vehicle started and the Navigation system ON.

Press the **i**  **CLOCK** (A) button shown on the image to the right.



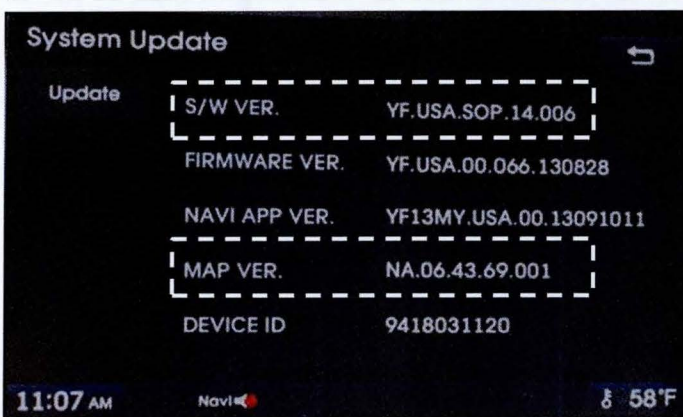
2. Next press the System Update button (B) to enter the information screen.




3. Confirm the **SW VER.** shown on the System Update screen with the table below for the applicable SD Card.

**NOTICE**

Use the **SW VER.** listed in each row of the table below to match with the correct SD Card part number and Map version to the right.



- 4.

Model Code	AVN (MOBIS)		SD Card (M&N SOFT)	
	Part No.	SW Version	Map Version	SD Card Part No.
YF	96560-3Q4004X	YF.USA.SOP.14.009	NA.06.50.44.001	96554-3Q410
		YF.USA.SOP.14.008	NA.06.43.69.001	96554-3Q400
		YF.USA.SOP.14.007		
		YF.USA.SOP.14.006		
		YF.USA.SOP.14.003		
		YF.USA.SOP.14.001		
		YF.USA.M.14.028		

TUCSON SD CARD MATCHING TABLE INFORMATION

- With the vehicle started, and the Navigation system ON.

Press the **INFO/SETUP** (A) button shown on the image to the right.



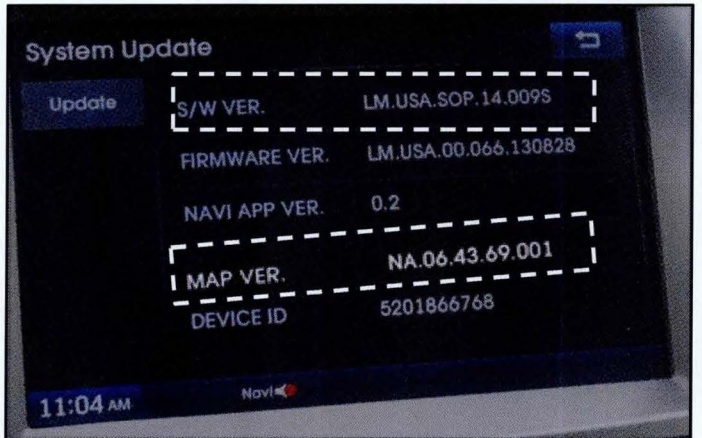
- Press **Setup** on the display to transition to the **Setup** menu shown below in step 2.
- Next press the System Update button (B) to enter the information screen.



- Confirm the **SW VER.** shown on the System Update screen with the table below for the applicable SD Card.


**NOTICE**

Use the **SW VER.** listed in each row of the table below to match with the correct SD Card part number and Map version to the right.



Model Code	AVN (MOBIS)		SD Card (M&N SOFT)	
	Part No.	SW Version	Map Version	SD Card Part No.
LM	96560-2S700TJN	LM.USA.SOP.14.010	NA.06.50.44.001	96554-2S111
		LM.USA.SOP.14.009S	NA.06.43.69.001	96554-2S110
		LM.USA.SOP.14.009		
		LM.USA.SOP.14.008		
		LM.USA.SOP.14.004		
		LM.USA.SOP.14.002		

AZERA SD CARD MATCHING TABLE INFORMATION

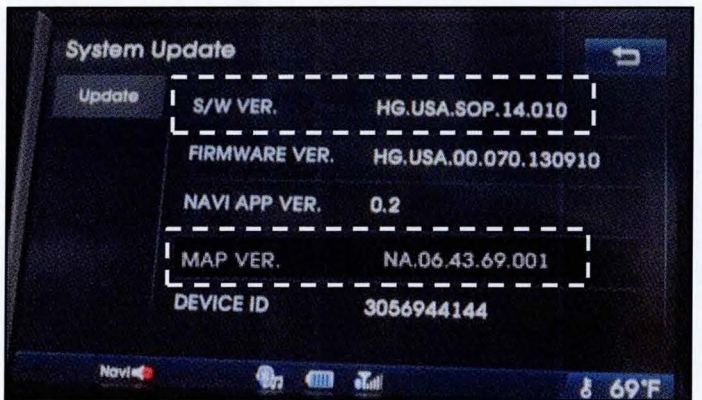
- To check the software version on the Navigation system; while the Navigation system is ON, press the  (A) button shown on the image to the right.



- Next press the System Update button (B) to enter the information screen.




- Confirm the **S/W VER.** shown on the System Update screen with the table below for the applicable SD Card.



**NOTICE**


Use the **S/W Ver.** listed in each row of the table below to match with the correct SD Card part number and Map version to the right.

- 

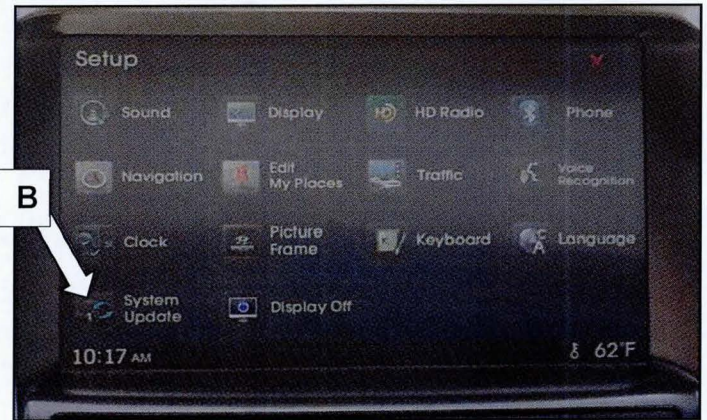
Model Code	AVN (MOBIS)		SD Card (M&N SOFT)	
	Part No.	SW Version	Map Version	SD Card Part No.
HG	96560-3V7004X	HG.USA.SOP.14.011	USA.06.50.44.001	96554-3V110
		HG.USA.SOP.14.010	USA.06.43.69.001	96554-3V100
		HG.USA.SOP.14.009		
		HG.USA.SOP.14.004		
		HG.USA.SOP.14.003		

ELANTRA SD CARD MATCHING TABLE INFORMATION

- To check the software version on the Navigation system; while the Navigation system is ON, press the **i/gear** (A) button shown on the image to the right.



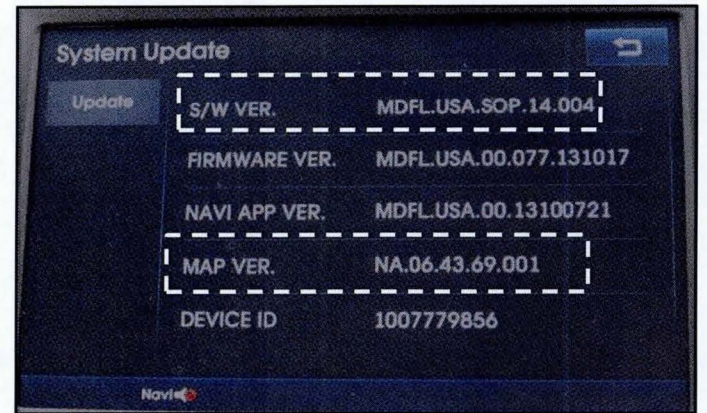
- Next press the System Update button (B) to enter the information screen.



- Confirm the **SW VER.** shown on the System Update screen with the table below for the applicable SD Card.


**NOTICE**

Use the **SW VER.** listed in each row of the table below to match with the correct SD Card part number and Map version to the right.



- 

Model Code	AVN (MOBIS)		SD Card (M&N SOFT)	
	Part No.	SW Version	Map Version	SD Card Part No.
UD MD JK	96560-3X117	MDFL.USA.SOP.14.005	USA.06.50.44.001	96554-3X111
	96560-3X115SA5	MDFL.USA.SOP.14.004	USA.06.43.69.001	96554-3X110
		MDFL.USA.SOP.14.002		
		MDFL.USA.SOP.14.024		
		MDFL.USA.P2.14.012		
		MDFL.USA.P1.14.008		



GENESIS COUPE SD CARD MATCHING TABLE INFORMATION

- To check the software version on the Navigation system; while the Navigation system is ON and the engine started, press the **SETUP** (A) button shown on the image to the right.



- Next press the System Update button (B) to enter the information screen.




- Confirm the **SW VER.** shown on the System Update screen with the table below for the applicable SD Card.



**NOTICE**

Use the **SW VER.** listed in each row of the table below to match with the correct SD Card part number and Map version to the right.

- 

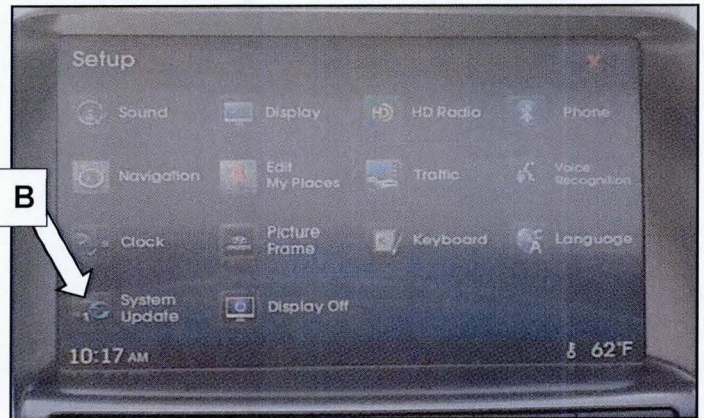
Model Code	AVN (MOBIS)		SD Card (M&N SOFT)	
	Part No.	SW Version	Map Version	SD Card Part No.
BK	96560-2M551	BKFL.USA.SOP.14.003	USA.06.50.44.001	96554-2M101
	96560-2M550YHG	BKFL.USA.SOP.14.002	USA.06.43.69.001	96554-2M100
		BKFL.USA.SOP.14.001		

SANTA FE SPORT (AN) SD CARD MATCHING TABLE INFORMATION

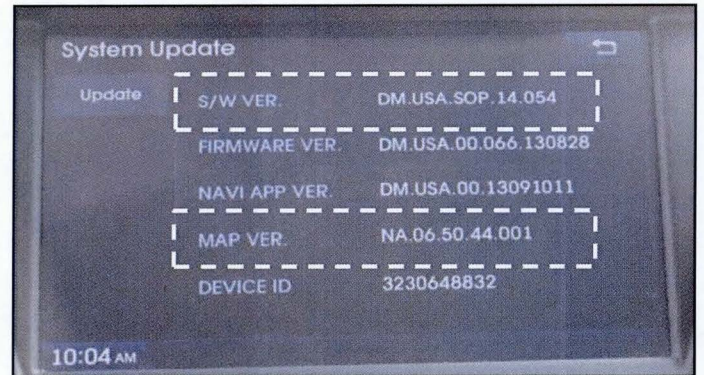
- To check the software version on the Navigation system; while the Navigation system is ON and the engine started, press the **SETUP** button (A) shown on the image to the right.



- Next press the System Update button (B) to enter the information screen.



- Confirm the **SW VER.** shown on the System Update screen with the table below for the applicable SD Card.



**NOTICE**

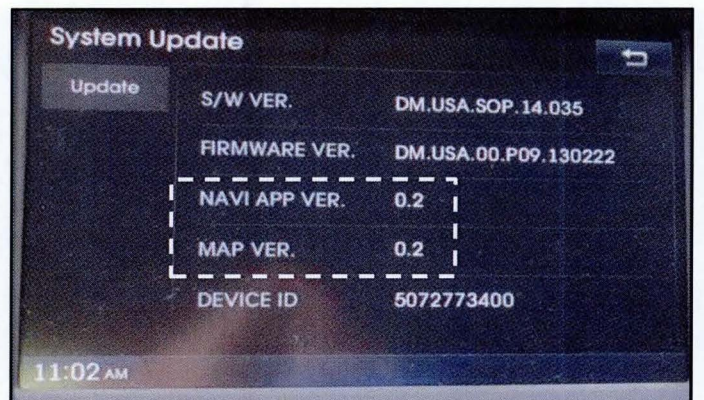
Use the **SW VER.** listed in each row of the table below to match with the correct SD Card part number to the right.

*The SW VER. is only compatible with the Map version in the same row of the table.*



- 

**NOTICE**

If the vehicle engine is not started, the **Map VER.** and **Navi APP VER.** will not be shown; only **(0.2)** will be displayed.



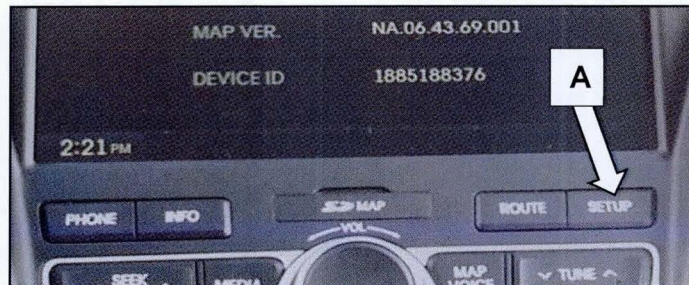
5.

Model Code	AVN (MOBIS)		SD Card (M&N SOFT)	
	Part No.	SW Version	Map Version	SD Card Part No.
AN	96560-4Z102/112	DM.USA.SOP.14.054	USA.06.50.44.001	96554-4Z102
	96560-4Z1014X/1114X	DM.USA.SOP.14.053	USA.06.43.69.001	
		DM.USA.SOP.14.052		
		DM.USA.SOP.14.050		
		DM.USA.SOP.14.047		
		DM.USA.SOP.14.039		
		DM.USA.SOP.14.038		
	96560-4Z1004X/1104X	DM.USA.SOP.14.035	NA.05.45.48.005	
		DM.USA.SOP.14.029	NA.05.45.48.003	
		DM.USA.SOP.14.027	NA.05.44.59.001	
		DM.USA.SOP.14.026		
		DM.USA.SOP.14.025		
		DM.USA.SOP.14.023		
		DM.USA.SOP.14.020		
		DM.USA.SOP.14.014		
DM.USA.SOP.14.008				

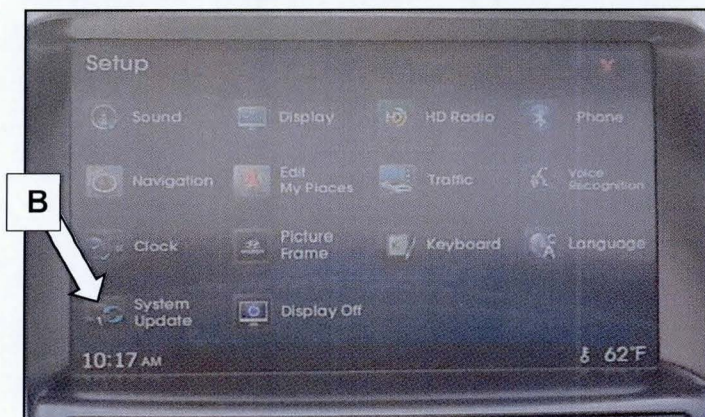


SANTA FE (NC) SD CARD MATCHING TABLE INFORMATION

- To check the software version on the Navigation system; while the Navigation system is ON and the engine started, press the **SETUP** button (A) shown on the image to the right.



- Next press the System Update button (B) to enter the information screen.

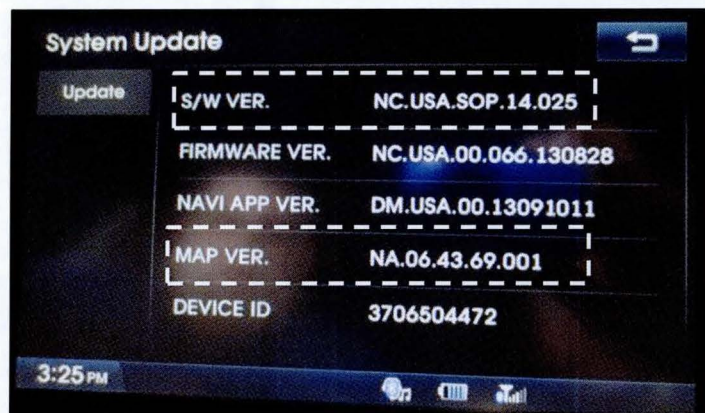


- Confirm the **S/W VER.** shown on the System Update screen with the table below for the applicable SD Card.

**NOTICE**

Use the **S/W VER.** listed in each row of the table below to match with the correct SD Card part number to the right.

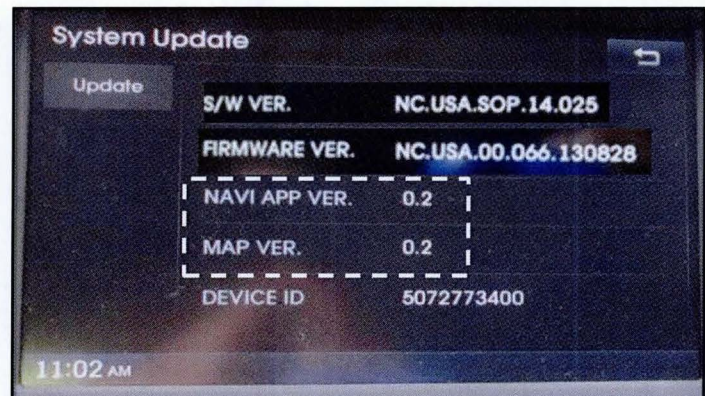
*The SW VER. is only compatible with the Map version in the same row of the table.*





- 

**NOTICE**

If the vehicle engine is not started, the **Map VER.** and **Navi APP VER.** will not be shown; only (0.2) will be displayed.



5.

Model Code	AVN (MOBIS)		SD Card (M&N SOFT)	
	Part No.	SW Version	Map Version	SD Card Part No.
NC	96560-B8102/112	NC.USA.SOP.14.026	USA.06.50.44.001	96554-B8102
	96560-B81014X/1114X	NC.USA.SOP.14.025	USA.06.43.69.001	
		NC.USA.SOP.14.024		
		NC.USA.SOP.14.022		
		NC.USA.SOP.14.011		
		NC.USA.SOP.14.010		
	96560-B81004X/1104X	NC.USA.SOP.14.007	NA.05.45.48.005	
		NC.USA.SOP.14.006		
		NC.USA.SOP.14.005	NA.05.45.48.003	
		NC.USA.SOP.14.002		