

# Initial Calibration of Compass During PDS

Service Category General

Section Pre-Delivery Service

Market USA

Lexus Supports ASE Certification 

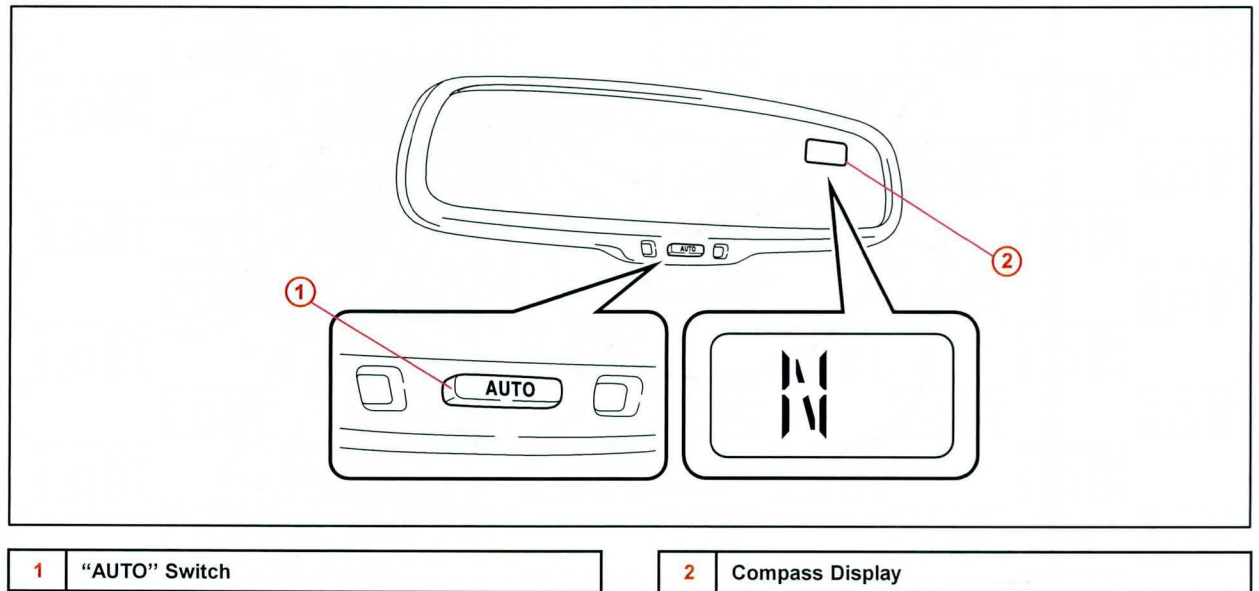
## Applicability

YEAR(S)	MODEL(S)	ADDITIONAL INFORMATION
2015	RX350, RX450H	

## Introduction

Some 2015 model year RX 350 and RX 450h vehicles are equipped with a compass in the rear view mirror. In order for the compass to correctly indicate the direction that the vehicle is heading, it must be calibrated prior to vehicle delivery. Use the following procedure to perform initial calibration during Pre-Delivery Service (PDS).

Figure 1.



## Warranty Information

OP CODE	DESCRIPTION	TIME	OFB	T1	T2
N/A	Not Applicable to Warranty	-	-	-	-

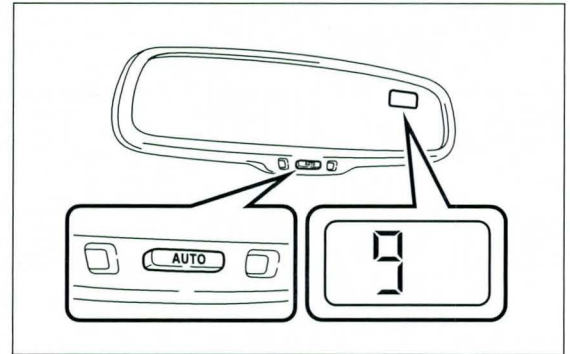
## Initial Calibration of Compass During PDS

### Calibration Procedure

1. Cycle the ignition switch to the "IG-ON" position and hold the "AUTO" switch for 6 seconds until the zone number appears on the display.

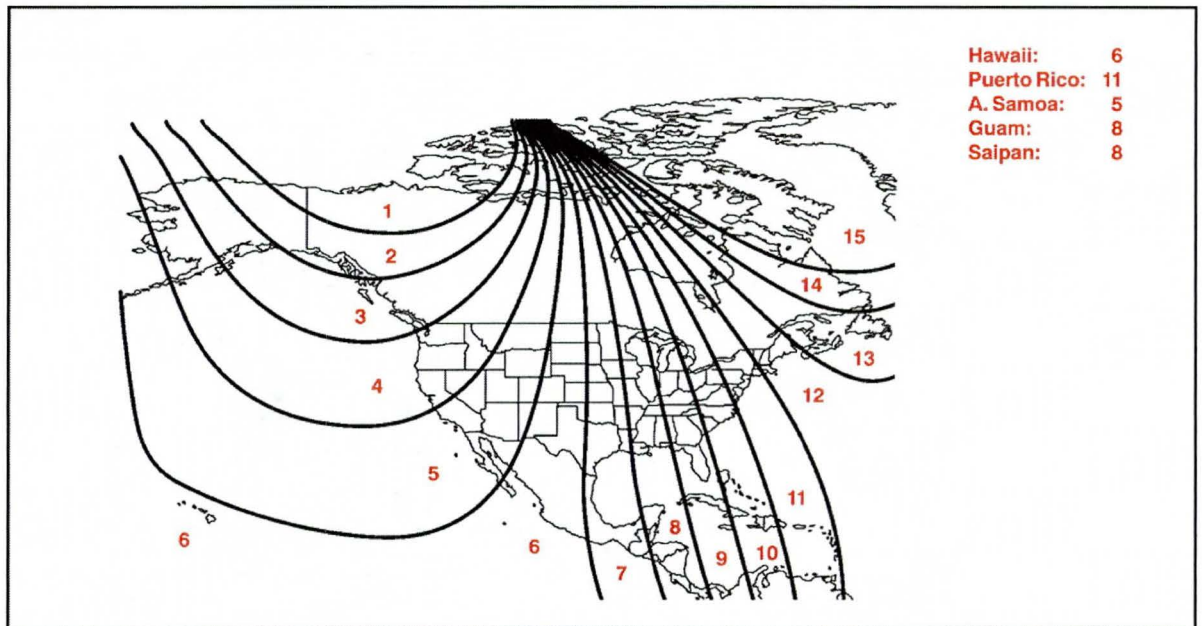
**HINT**

Pushing the "AUTO" switch for 3 seconds turns ON or OFF the compass display.

**Figure 2.**

2. Push the "AUTO" switch to select the number of the zone where the vehicle is located.

See the map for zone reference.

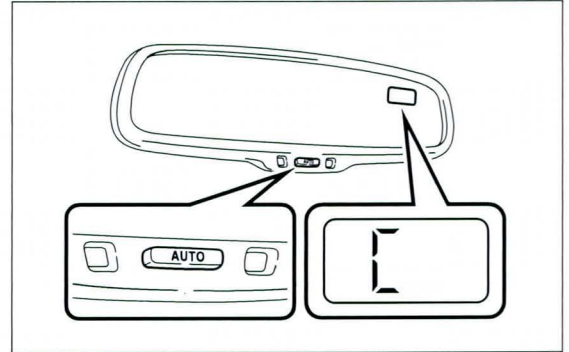
**Figure 3.**

## Initial Calibration of Compass During PDS

### Calibration Procedure (Continued)

3. Start the engine and push the "AUTO" switch for about 9 seconds until "C" appears on the display.

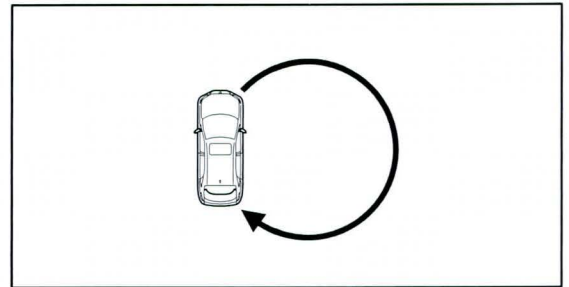
Figure 4.



4. Drive the vehicle slowly at 5 mph (8 km/h), or less, in a circle until the direction is displayed. If there is NOT enough space to drive in a circle, drive around the block until the direction is displayed.

Once the direction is displayed, the calibration is complete.

Figure 5.



**NOTE**

- Do NOT perform calibration of the compass in a place where the Earth's magnetic field is subject to interference by artificial magnetic fields (underground parking, under a steel tower, between buildings, roof parking, near a railroad crossing, near a large vehicle, etc.)
- During calibration, do NOT operate electric systems (moon roof, power windows, etc.) as they may interfere with the calibration.