



GROUP
Chassis

MODEL
2011-2013MY
Sorento (XM)


NUMBER
041

DATE
March 2014

TECHNICAL SERVICE BULLETIN

SUBJECT: FRONT STRUT AND DUST COVER REPLACEMENT

This bulletin provides the procedure for replacing the front struts and dust covers on some 2011-2013MY Sorento (XM) vehicles, produced from October 26, 2009 through January 21, 2013, which may exhibit a condition related to oil leakage and/or noise emanating from the front struts. To correct this condition, follow the procedure outlined in this bulletin to replace the front struts and the dust covers.



File Under: Chassis


Circulate To: General Manager Service Manager Parts Manager

Service Advisor(s) Technician(s) Body Shop Manager Fleet Repair

FRONT STRUT AND DUST COVER REPLACEMENT

Service Procedure:


1. Remove and disassemble the front strut assemblies by referring to the service procedures in the applicable Workshop Manual on KGIS.
2. Remove the dust cover (A) from the strut shaft.



3. Remove the bump stop (B) from inside the dust cover.

*** NOTICE**

Discard the dust cover and the strut.




FRONT STRUT AND DUST COVER REPLACEMENT

4. Install the bump stop (B) onto the new strut. Make sure to push the bump stop down until it makes contact with the strut body.

* TIP


Apply a small amount of lubricant around the top of the bump stop in order to allow for easier installation of the dust cover.



5. Install the dust cover onto the bump stop. Make sure the bump stop is properly seated inside the dust cover.



6. Pull the dust cover and bump stop until the bottom lip of the dust cover is slightly below the strut body.



7. Reinstall the strut assembly by reversing the order of removal.

FRONT STRUT AND DUST COVER REPLACEMENT

REQUIRED PARTS:

Engine	Trim	Drivetrain	Part Number		Comments
			Previous	New (Strut & Dust Cover Ass'y.)	
2.4L MPI	LX, EX	FWD	54650 1U000 (LH) 54660 1U000 (RH)	54603 1U000FFF (LH)* 54604 1U000FFF (RH)*	New Dust cover: 54625 2W000
		AWD	54650 1U200 (LH) 54660 1U200 (RH)	54603 1U200FFF (LH)* 54604 1U200FFF (RH)*	New Dust cover: 54625 2W000
3.5L MPI	LX, EX	FWD	54650 1U300 (LH) 54660 1U300 (RH)	54603 1U300FFF (LH)* 54604 1U300FFF (RH)*	New Dust cover: 54625 2W000
		AWD	54650 1U400 (LH) 54660 1U400 (RH)	54603 1U400FFF (LH)* 54604 1U400FFF (RH)*	New Dust cover: 54625 2W000
	SX	FWD	54650 1U500 (LH) 54660 1U500 (RH)	54603 1U500FFF (LH)* 54604 1U500FFF (RH)*	New Dust cover: 54625 2W000
		AWD	54650 1U600 (LH) 54660 1U600 (RH)	54603 1U600FFF (LH)* 54604 1U600FFF (RH)*	New Dust cover: 54625 2W000

*These parts apply to vehicles produced from October 26, 2009 through October 18, 2010.

Engine	Trim	Drivetrain	Part Number		Comments
			Previous	New (Strut & Dust Cover Ass'y.)	
2.4L MPI	LX	FWD	54650 1U250(LH) 54660 1U250(RH)	54603 1U250FFF(LH)* 54604 1U250FFF(RH)*	New Dust cover: 54625 2W000
2.4L GDI	LX, EX	FWD	54650 1U250(LH) 54660 1U250(RH)	54603 1U250FFF(LH)* 54604 1U250FFF(RH)*	New Dust cover: 54625 2W000
		AWD			
3.5L MPI	LX, EX	FWD	54650 1U350(LH) 54660 1U350(RH)	54603 1U350FFF(LH)* 54604 1U350FFF(RH)*	New Dust cover: 54625 2W000
		AWD	54650 1U450(LH) 54660 1U450(RH)	54603 1U450FFF(LH)* 54604 1U450FFF(RH)*	New Dust cover: 54625 2W000
	SX	FWD	54650 1U500(LH) 54660 1U500(RH)	54603 1U500FFF(LH)* 54604 1U500FFF(RH)*	New Dust cover: 54625 2W000
		AWD	54650 1U600(LH) 54660 1U600(RH)	54603 1U600FFF(LH)* 54604 1U600FFF(RH)*	New Dust cover: 54625 2W000

*These parts apply to vehicles produced from October 19, 2010 through January 21, 2013.

FRONT STRUT AND DUST COVER REPLACEMENT

AFFECTED VEHICLE PRODUCTION RANGE:

Model	Production Date Range
Sorento (XM)	October 26, 2009 through January 21, 2013

WARRANTY CLAIM INFORMATION:

Claim Type	Causal P/N	Qty.	N Code	C Code	Repair Description	Labor Op Code	Op Time	Replacement P/N	Qty.
W	54650 1U000	0	N87	C38	TSB: CHA 041 Front strut dust cover replacement (FTR/One)	54650F06	0.9 M/H	N/A	1
W	54660 1U400	0			TSB: CHA 041 Front strut dust cover replacement (FTR/Both)	54650F07	1.5 M/H	N/A	2