



Mercedes-Benz

Campaign No. 2014070002, August 2014

TO: ALL MERCEDES-BENZ CENTERS

SUBJECT: **Model 204.9, Model Year 2014**  
**Rework PVC Seam of A-pillar to Rocker Panel**

This Service Campaign has been initiated because Daimler AG (DAG), the manufacturer of Mercedes-Benz vehicles, has determined that a seam seal at the left A-pillar does not correspond to current production configuration. As a consequence, it is possible that water leaks may occur in this area. An authorized dealer will rework the seam seal at the left A-pillar at the next workshop visit.

Prior to performing this Service Campaign:



- Please check VMI to determine if the vehicle is involved in the Campaign and if it has been previously repaired.
- Please review the entire Service Campaign bulletin and follow the repair procedure exactly as described.

Approximately 50 vehicles are affected.

Order No. P-SC-2014070002

This bulletin has been created and maintained in accordance with MBUSA-SLP S423QH001, Document and Data Control, and MBUSA-SLP S424HH001, Control of Quality Records.

### Procedure

1.  Remove left front wheel.
2.  Detach wheel arch liner on lower left front.
3. Seal exposed edge of A-pillar connection to rocker panel (arrows, Figure 1).

#### Note:

Be sure to clean affected area prior to applying seam sealant.

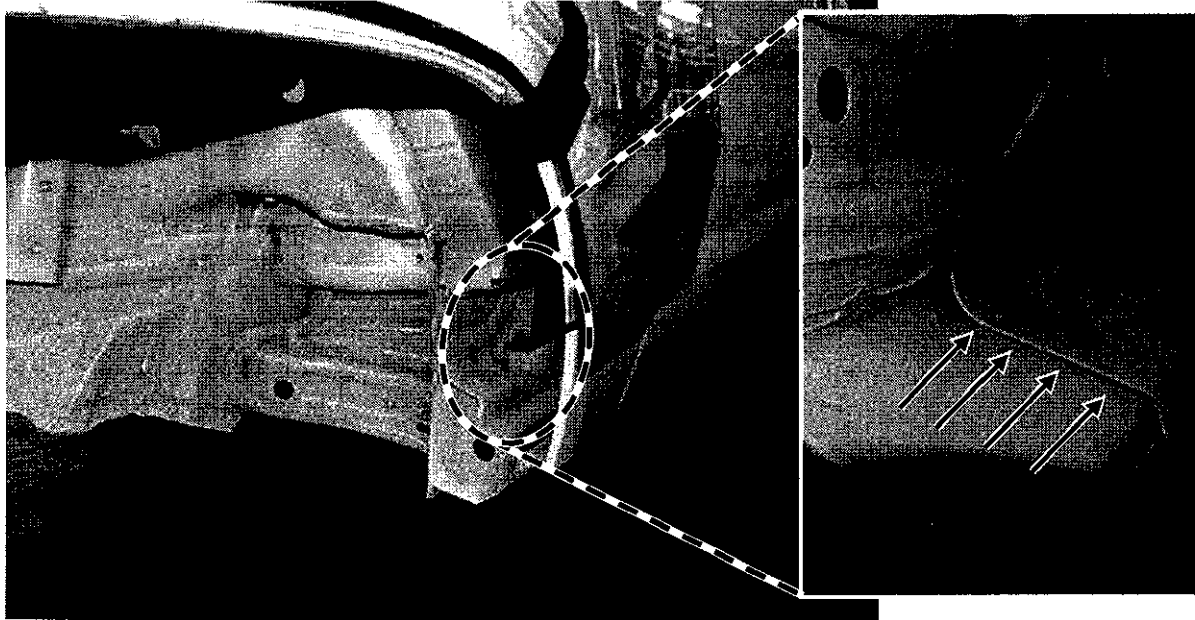
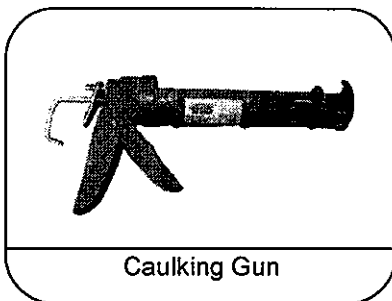


Figure 1

4.  Assemble in reverse order.

### Workshop Equipment



Caulking Gun

Locally Sourced

#### Note:

Use a standard size caulking gun to apply the seam sealer p/n A 004 989 29 20 which is a 310ml caulking tube with the standard size plastic applicator tip.

**Primary Parts Information**

Qty.	Part Name	Part Number	Estimated Replacement Rate
1*	Seam sealant	A 004 989 29 20	100%

\* 1 container is sufficient for 5 vehicles. Submit as Qty. of 0.2 on the warranty claim.

**i Note:**

- Please be aware that only the part number(s) referenced in the Campaign Bulletin is/are approved for use to repair the vehicle. Repairs performed using any other part(s) will not have been performed in accordance with the campaign. Accordingly, warranty claims submitted with reference to an improper part number(s) will be denied.
- The following allowable labor operation should be used when submitting a warranty claim for this repair:

**Warranty Information**

**Operation:** Rework seam seal at A-pillar to rocker panel on left (02-8593).

Damage Code	Operation Number	Labor Time (hrs.)
63 910 42 7	02-8593	0.4

**i Note**

Operation Number labor times are subject to change.